

TOWN OF NEWCASTLE 264th ANNUAL REPORT



FY 2015

FISCAL YEAR 2015 ANNUAL REPORT
of the
MUNICIPAL OFFICERS
of the Town of
NEWCASTLE, MAINE



Town Office Hours:
Open Monday, Tuesday, Thursday, Friday 9 a.m. – 5 p.m.
and Wednesday 9 a.m. – 1 p.m.
Telephone: 563-3441; Fax: 563-6995

Office closed New Year's Day, Martin Luther King, Jr. Day, Presidents' Day, Memorial Day, Independence Day, Labor Day, Columbus Day, Veterans' Day, Thanksgiving Day, Thanksgiving Friday, Christmas Day.

Board of Selectmen/Assessors
meets the second and fourth Mondays
at 7 p.m. at the Taniscot Building Town Office on Pump Street

www.newcastlemaine.us

Dedication



Arlene McCurda Cole


The 2015-2016 Newcastle Town Report is dedicated to Arlene Cole for her many years of service and dedication to our town. “This year will mark the 50th consecutive year that Arlene has served as a ballot clerk,” the Newcastle Board of Selectmen said in a statement. “Fifty years is worth celebrating and this is a small way of expressing our gratitude.”

Arlene has served the town of Newcastle in many ways throughout her life. On March 20, 1967, Arlene was sworn in as the Republican ballot clerk by Mildred Cate, the town clerk at the time. Arlene has also held the position of deputy warden and registrar of voters.

“Back when I started, it was the best way to see people,” Arlene said. “I continued to do it because I enjoy doing it. I love this town and the people. I will probably keep doing it until I can’t drive anymore.”

Town Administrator Lynn Maloney first started working with Arlene in 1992, when Maloney was the town clerk.

“Arlene is one of the reasons the elections go so smoothly,” Maloney said. “She is very dedicated to what she does and keeps



Arlene Cole was recognized for 46 years of service as a Newcastle ballot clerk during election training in 2012. (LCN photo)

everyone on the straight and narrow. Even if she has known you your whole life, she'll ask you to state your name on election day."

Arlene also serves as the museum curator and society historian for the Newcastle Historical Society, which was established to preserve the history of the town for future generations. Arlene was one of the members on the organizational committee that formed the historical society in 1998.

The selectmen later appointed Arlene as the society's first secretary, a position she held for many years.

Arlene has also documented the history of Newcastle in two books, "Between Two Rivers," which was written in honor of the town's 250th anniversary in 2003, and "History Tales of Newcastle, Maine," a compilation of articles Arlene wrote for the "Newcastle History" column in The Lincoln County News.

Arlene has also dutifully recorded daily weather observations for more than 50 years, starting from when she lived on a farm in Jefferson. In 2012, the National Weather Service presented Arlene with the Thomas Jefferson Award, the service's most prestigious award. Only five of the service's 11,000-plus cooperative weather observers receive the award each year.

Arlene also received the Edward H. Stoll Award from the National Weather Service in 2015 for her 50 years of collecting weather data.

“It’s something I’ve always been interested in,” Arlene said. “It’s something I’ve done every day for a long time. I don’t think I could stop now.”

Arlene also taught Sunday school at The Second Congregational Church in Newcastle.

Arlene grew up in Jefferson, and graduated from Lincoln Academy in 1947. Arlene played basketball and softball, earning letters in both sports for three years. In 2014, Arlene was inducted into the Lincoln Academy Sports Hall of Fame.

While at Lincoln Academy, Arlene met George Cole. George and Arlene later married on June 16, 1950. George was chosen as Lincoln Academy’s Alumnus of the Year in 1998. Seven years later in 2005, Arlene was named Alumna of the Year.

Like Arlene, George actively participated with the town and served on a variety of committees and boards.

The couple ran Cole’s Woodcrafts out of a shop next to their home on Academy Hill, where they made handmade wooden boats and novelty toys. Arlene has kept a few of the creations to share with her grandchildren.

George and Arlene were married for 62 years when George passed away in 2012. The couple had three children: Marjorie Turner, of Brunswick, Raymond Cole, of Newcastle, and Dorothy Dinsmore, of Newcastle.

Newcastle Town Report Index

| | |
|---------------------------------------|----|
| Preface..... | 1 |
| Dedication | 3 |
| Directory of Municipal Officials..... | 8 |
| Warrant | 11 |

REPORTS

| | |
|--|----|
| Governor's Report | 29 |
| US Senator Angus S. King, Jr's Letter | 31 |
| US Senator Susan M. Collins' Letter | 34 |
| State Senator's Report..... | 36 |
| State Representative's Report | 37 |
| Town Administrator's Report..... | 38 |
| Assessor's Report | 40 |
| Board of Selectmen's Report..... | 43 |
| Town Audit | 45 |
| Tax Collector's Report..... | 54 |
| Town Clerk's Report..... | 60 |
| Twin Villages Public Works Department..... | 62 |
| Cemetery Trustees Report..... | 65 |
| Design Review Committee | 67 |
| Finance Committee Report 2016..... | 69 |
| Newcastle Fire Company, Inc..... | 71 |
| Harriet Gertrude Bird Playground Report..... | 74 |
| Code Enforcement/Plumbing Inspector | 75 |
| Newcastle Local Planning Committee | 77 |
| Planning Board | 79 |
| Veterans Memorial Park Committee | 83 |
| List of Taxpayers | 84 |

Newcastle Town Report Index

SCHOOL & LIBRARY REPORTS

| | |
|-------------------------------------|-----|
| K-12 Education Report..... | 138 |
| AOS#93 Enrollment | 141 |
| Lincoln Academy | 143 |
| Adult and Community Education | 146 |
| Skidompha Library..... | 148 |

PUBLIC SAFETY & PROTECTION REPORTS

| | |
|---------------------------------------|-----|
| Great Salt Bay Sanitary District..... | 150 |
| Transfer Facility..... | 152 |

ASSOCIATION REPORTS

| | |
|-------------------------------------|-----|
| Alewife Fish Stream Report | 154 |
| Damariscotta River Association..... | 155 |
| Lincoln County Television | 157 |
| Midcoast Conservancy | 159 |

Directory of Municipal Officials July 2014 – June 2015

Selectmen and Tax Assessors Fiscal Year 2015

| | <u>Term Expires</u> |
|---|---------------------|
| Brian Foote, Chair, Board of Selectmen | 2016 |
| R. Benjamin Frey, Chair, Board of Assessors | 2017 |
| Christopher Doherty | 2015 |
| Patricia Hudson | 2015 |
| Carolyn Hatch | 2017 |

Other Municipal Officials Fiscal Year 2015

| | | |
|---|--------------------|---------------------|
| Town Administrator/Treasurer/Tax Collector: | | Lynn P. Maloney |
| Town Clerk/Deputy Tax Collector, and Registrar of Voters: | | Dawn Burns |
| Deputy Clerk/Deputy Treasurer/Deputy Tax Collector/Deputy Registrar of Voters: | | Diane Wyman |
| Board of Selectmen/Assessor Secretary: | | Dorothy Peters |
| Board Secretary-Appeals, Planning & Design Review: | | Edmee DeJean |
| Animal Control Officer/Constable: | Mark Doe | 2015 |
| Assessor's Agent: | | James Murphy, Jr. |
| Code Enforcement Officer/ Local Plumbing Inspector: | | Stanley Waltz |
| Emergency Preparedness Director: | | Randy Butterfield |
| Deputy EMA Director: | | James Kaler, Jr. |
| CLC Ambulance Director: | | Scott Shott |
| Great Salt Bay Sanitary District: | Allan H. Ray | 2015 |
| | Christopher Hayden | 2016 |
| Harbormaster: | | Paul Bryant |
| Health Officer: | | Dr. John M. Dickens |
| Newcastle Fire Department Chief: | | Clayton Huntley |
| School Committee Members: | Susan Glueck | 2015 |
| | Mark Doe | 2017 |
| | Stephanie Nelson | 2016 |
| Shellfish Warden: | Sidney Geyer | 2015 |
| Superintendent of Roads, Buildings & Grounds: | Steven Reynolds | |

Town Boards and Committees Fiscal Year 2015

Appeals Board: Kensell Krah 2016
Richard Simon 2016

Ballot Clerks - Appointed to Serve 2014-2016

(R=Republican; D=Democrat; G=Green; U=Unenrolled):

Carole Brinkler (R) Cyndi Brinkler (D) Scott Brooke (D)
Nathaniel Bryant (U) Lynne Campbell (R) Celeste Carey (D)
Gordon Clark (D) Arlene Cole (R) Cheryl Crummett (R)
Laura Devin (D) Rachel Gallagher (U) Susan Glueck (R)
Carol Hartman (D) Calvert Hurdle (R) Charles May (D)
Dorothy Peters (U) Bonnie Stone (D) Melanie Tilton (R)
Stephen Ward (D) Mal Carey (R)

Cemetery Trustees: William Byers Edmee DeJean
Lee Emmons Patricia Hudson
David O'Neal Thomas Stevens

Comprehensive Plan Steering Committee:

R. Benjamin Frey Tor Glendinning
Rem Briggs Mal Carey
Rob Nelson Katharina Keoughan
Christopher Doherty Bonnie Stone

Design Review Committee:

Sheepscot Representative Nancy Bagley
Architecture Representative Tor Glendinning
Village Center Representative Katharina Keoughan
Damariscotta Mills Representative Sharon Morrill
Historical Society Representative Christopher Rice
Alternate Andrea Vassallo

Finance Committee:

Carole Brinkler 2016 Patricia Aho 2017
Brian Manns 2016 Louis Rector 2016

Fish Ladder/Alewives Committee Representative: James Brinkler

Harbor Committee: David Lawrence 2014

Eric Peters 2014 Graham Walsh 2016

Harriett Gertrude Bird Playground Committee: Edna Verney, Chair

Carol Juchnik James Mercer
David O'Neal Christine Wajer

Historical Society –

Selectmen Appointee: Leah Sprague 2015

L. C. Regional Planning Committee Representative: Malcolm Carey
Lynn Maloney

Town Boards and Committees Fiscal Year 2015, con'd.

Lincoln County Television Committee: Edmee DeJean
Christopher Doherty

Newcastle Veterans Memorial Park Committee: Betsy Evans, Chair
Margaret Coleman Edmee DeJean Dorothy Graf
Calvert Hurdle Ellen McFarland Mary McGrath
Jennifer Mitkus Allan Ray Paul Somoza
Jean Williamson

Newcastle Depot Committee:
Toni Crouch Lynn Maloney
Mary Kate Reny Steve Reynolds

Planning Board: David Bailey, Chair 2014
Rem Briggs 2016 James Brinkler 2016
Nicholas Buck, Alternate 2016 Bonnie Stone 2014
Angello Pappagallo (Alt) 2017

Sealer of Weights & Measures: Robert Wiggins

Shellfish Conservation Committee: Eric Bradstreet 2016
Michael Devin 2017

State Representatives

State Senator **District 13**: Christopher Johnson (D)
Senate Chambers 3230 Turner Road
3 State House Station Somerville, ME 04348
Augusta, ME 04333-0003 Email: chris@dirigo.net
Tel: (207) 287-1515 Tel: (207) 549-3358

State Representative **District 90**: Michael G. Devin (D - 2016)
House of Representatives 1 Hillcrest Road
2 State House Station Newcastle, ME 04553
Augusta, ME 04333-0002 Email: mick@mickdevin.org
Tel: (207) 287-1400 (Voice) Tel: (207) 563-3132 (residence)
Tel: (207) 287-4469 (TTY) Tel: (207) 975-3132 (cell)
1 800 423-2900 Toll Free Message Center
Web Site: <http://www.maine.gov/legis/house>

Annual Secret Ballot Election and Town Meeting Warrant

Tuesday, June 14, 2016

and

Monday, June 20, 2016

To Mark Doe, a Constable for the Town of Newcastle, in the County of Lincoln, State of Maine,

GREETING:

In the name of the State of Maine, you are hereby required to notify and warn the inhabitants of the Town of Newcastle in said county and state, qualified by law to vote in town affairs, to meet at the Community Room in the Fire Station building at 86 River Rd on Tuesday, the 14th day of June, A.D. 2016 at 8:00 am, then and there to act upon Article 1 and by secret ballot on Articles 2 through 4 as set out below, the polling hours therefore to be from 8:00 am until 8:00 in the evening;

ARTICLE 1: To elect a moderator by written ballot to preside at said meeting.

ARTICLE 2: To elect by secret ballot, in accordance with the vote of the town, the following offices:

1. One (1) Selectmen/Assessors and Overseers of the Poor for a three-year term
2. One (1) member of the Great Salt Bay School Committee for a three-year term
3. One (1) GREAT SALT BAY SCHOOL COMMITTEE MEMBER for a three-year term

ARTICLE 3: SECONDARY SCHOOL VALIDATION - Do you favor approving the NEWCASTLE SECONDARY education budget for the upcoming school year that was adopted at the latest Newcastle Special Town Meeting and that includes locally raised funds that exceed the required local contribution as described in the Essential Programs and Services Funding Act?

ARTICLE 4: ELEMENTARY SCHOOL VALIDATION - Do you favor approving the GREAT SALT BAY, CSD ELEMENTARY education budget for the upcoming school year that was adopted at the latest Great Salt Bay, CSD Annual Budget Meeting and that includes locally raised funds that exceed the required local contribution as described in the Essential Programs and Services Funding Act?

OPEN TOWN MEETING

Monday, June 20, 2016 7:00 pm

For Fiscal Year 2017 July 1, 2016-June 30, 2017

And, to notify and warn said inhabitants to meet at the Lincoln Academy Dining Commons in said town on Monday, the 20th day of June, 2016 A.D., at 7:00 in the evening, then and there to act on Articles 5 through 33 as set out below, to wit:

ARTICLE 5: Shall the town utilize remote electronic keypad voting as the method of voting for all articles at this Town meeting, the June 20th, 2016, Annual Town Meeting?

ARTICLE 6: Shall the Town enact the Finance Committee Ordinance and repeal the current "Finance Committee Ordinance" voted in 2009?

1. Composition
 - a. The Finance Committee shall consist of seven (7) citizens appointed by the Board of Selectmen. Each member shall serve a 3 year term.
2. Duties of the Committee
 - a. Work with the Board of Selectmen in developing the annual town budget.

continued next page

- b. Serve as Town Audit Committee
 - i. Review the annual town audit with Town Treasurer and Auditor
 - ii. Work with Town Treasurer and Auditor as needed
 - iii. Review the management letter from the external auditor
 - c. Conduct a biannual review of the internal and external financial control procedures. perform in odd numbered years
 - d. Supervise Investments
 - i. Review monthly statements to insure validity of the investments
 - ii. Review annually to verify their compliance with the town's investment policy
 - e. Review monthly bank statements with Board of Selectmen. Conduct quarterly review of the budget, financial statements, and treasurer's accounts
 - f. Perform any other duties assigned by the Board of Selectmen
3. Repealer
- a. All prior Finance Committee Ordinances and amendments stand repealed.

ARTICLE 7: Shall the Town enact the "Street Vendor Ordinance"? The ordinance can be viewed in its entirety at the Newcastle Town Office.

- 1. Purpose.
 - a. The purpose of this ordinance is protection of the general public, its health and welfare, pursuant to the police powers and home rule authority of the Inhabitants of Newcastle under 30-A M.R.S.A. § 3001 et seq. and 30-A MRSA § 3931. Pursuant to those powers, this ordinance seeks to provide municipal licensing and regulation of Transient Sellers and Lunch Wagons.
- 2. License Required.
 - a. Transient sellers of consumer products and operators of

continued next page

lunch wagons shall obtain a license from the Town as set forth herein before selling, offering or exposing for sale any food, goods, wares, merchandise or products of any kind for more than seven days in any calendar year within the territorial bounds of Newcastle.

- b. The application and license shall be area specific. Applicants for a transient seller's license or a lunch wagon license who desire to operate in more than one area at the same time shall obtain a separate license for each area of business.

3. Definitions.

"Transient sellers" means any person who engages in the business of selling products to consumers from vehicles, trailers, carts or other mobile or automotive machines or who solicit sales at roadside locations within the bounds or right of way of any public way within the Town.

"Lunch wagon" means a vehicle, trailer or cart which is used for the sale of food.

"Nonprofit charitable organization" means any not for profit organization formed for charitable purposes.

4. Exemption

- a. Persons selling on behalf of public service of non-profit organizations, schools, or charities are exempted from the requirements of this ordinance.
- b. Persons selling farm produce located on their own property are exempted from the requirements of this ordinance.

5. Compliance with other laws

- a. Prior to obtaining a Transient Sellers or Lunch Wagon license in Newcastle, Applicants shall provide the Town copies of their required State licenses.
- b. Applicants required to register as a transient seller pursuant to 32 MRSA §4681 shall produce proof of registration at time of application.
- c. Applicants required to register as victualers pursuant to 30-A MRSA §3811 shall produce proof of registration at time of application.

continued next page

6. Fee.

The license shall be obtained from the Board of Selectmen following the submission of any application form to be obtained from and returned to the Town Clerk. The Board of Selectmen shall periodically establish a schedule of fees for the licenses herein described.

7. Term.

Any license issued under this Ordinance shall expire on December 31 of each calendar year.

8. Prohibited Locations.

No licensee under this Ordinance may conduct business within the boundaries or rights of way of State Route 1.

9. Non-Transfer.

Licenses issued under this Ordinance shall not be transferable and fees paid are non-refundable.

10. Penalty.

Failure to obtain such license prior to selling goods, wares, merchandise or products of any kind is punishable by a fine of not less than \$25.00 and not more than \$250.00.

11. Revocation.

Licensees under this Ordinance have the responsibility of keeping the area designated for their business pursuits clean of rubbish, food and or food products related to their business. Failure to maintain a clean site shall be cause for cancellation of the license. Any revocation or suspension of a license shall be subject to the provisions in 30-A MRSA §3814 per occurrence.

12. Lunch Wagons.

Operators of "lunch wagons" who obtain the license required by this Ordinance shall not be required to obtain any other license under 30-A MRSA § 3931. A license shall not be issued if the Lunch Wagon will inconvenience public travel.

Article 8: Shall the town raise & appropriate for Administration & Operations as follows:

| Administration & Operations | | FY15 Actual | FY16 Budget | FY17 Selectmen | FY17 Finance |
|-----------------------------|--|----------------|----------------|-------------------|-----------------|
| 1 | Board of Selectmen | 7,500.00 | 7,500.00 | 15,000.00 | 15,000.00 |
| 2 | Board of Selectmen Recording Secretary | 1,313.75 | 1,400.00 | 1,450.00 | 1,450.00 |
| 3 | Town Administrator & Treasurer & Tax Collector | 64,206.86 | 63,000.00 | 63,000.00 | 63,000.00 |
| 4 | Town Administrator Health Insurance | 7,530.20 | 8,700.00 | 9,360.00 | 9,360.00 |
| 5 | Town Administrator Retirement | 3,780.00 | 3,780.00 | 3,780.00 | 3,780.00 |
| 6 | Town Clerk & Registrar | 37,121.21 | 38,480.00 | 39,634.52 | 39,634.52 |
| 7 | Town Clerk Health Insurance | 7,530.20 | 8,700.00 | 9,360.00 | 9,360.00 |
| 8 | Full-Time Deputy | 0.00 | 31,200.00 | 32,150.00 | 32,150.00 |
| 9 | Full-Time Deputy Health Insurance | 0.00 | 0.00 | 9,360.00 | 9,360.00 |
| 10 | Part-Time Deputy | 22,240.26 | 22,187.00 | 0.00 | 0.00 |
| 11 | Part-Time Deputy Health Insurance | 0.00 | 0.00 | 0.00 | 0.00 |
| 12 | Code Enforcement Officer & Plumbing Inspector | 6,785.00 | 10,000.00 | 10,000.00 | 10,000.00 |
| 13 | Code Enforcement Officer Cell Phone | 50.00 | 120.00 | 120.00 | 120.00 |
| 14 | Code Enforcement Officer Mileage | 686.36 | 1,000.00 | 1,000.00 | 1,000.00 |
| 15 | Election Workers | 738.75 | 550.00 | 600.00 | 600.00 |
| 16 | FICA (SS &) Medicare | 16,764.70 | 18,554.00 | 20,000.00 | 20,000.00 |
| 17 | Health Officer | 100.00 | 100.00 | 100.00 | 100.00 |

| Administration & Operations Cont. | | | | | | |
|--|---|----------------|----------------|-------------------|-----------------|--|
| | | FY15 Actual | FY16 Budget | FY17 Selectmen | FY17 Finance | |
| 18 | Recording Secretary – Various Town Boards | 751.25 | 1,400.00 | 1,450.00 | 1,450.00 | |
| 19 | EMA Director | 850.00 | 850.00 | 850.00 | 850.00 | |
| 20 | Janitorial Services – Community Room | 519.75 | 600.00 | 620.00 | 620.00 | |
| 21 | Janitorial Services – Town Office | 2,301.00 | 2,400.00 | 2,632.00 | 2,632.00 | |
| 22 | Property Casualty Liability | 19,669.00 | 21,000.00 | 22,000.00 | 22,000.00 | |
| 23 | MMA Unemployment | 1,437.00 | 1,715.00 | 1,510.00 | 1,510.00 | |
| 24 | MMA Workers Compensation | 9,027.80 | 10,000.00 | 9,750.00 | 9,750.00 | |
| 25 | MMA Annual Dues | 3,009.00 | 3,030.00 | 3,150.00 | 3,150.00 | |
| 26 | Legal Fees | 26,109.00 | 22,500.00 | 22,000.00 | 37,000.00 | |
| 27 | Payroll Company | 2,379.16 | 2,300.00 | 2,300.00 | 2,300.00 | |
| 28 | Copier Lease & Supplies | 3,265.20 | 3,050.00 | 3,180.00 | 3,180.00 | |
| 29 | Laser Printers Maintenance Contract | 0.00 | 0.00 | 500.00 | 500.00 | |
| 30 | Extra Copies | 0.00 | 100.00 | 0.00 | 0.00 | |
| 31 | Color Copies | 0.00 | 50.00 | 0.00 | 0.00 | |
| 32 | Postage & Envelopes | 3,086.81 | 4,000.00 | 3,500.00 | 3,500.00 | |
| 33 | Election Supplies | 800.00 | 900.00 | 0.00 | 0.00 | |
| 34 | Computer Support | 923.33 | 700.00 | 600.00 | 600.00 | |
| 35 | Computer Hardware | 1,186.41 | 1,000.00 | 500.00 | 500.00 | |
| 36 | Trio Software Annual Contract | 11,486.55 | 11,500.00 | 11,500.00 | 11,500.00 | |
| 37 | Website | 1,765.00 | 0.00 | 0.00 | 0.00 | |

| Administration & Operations Cont. | | | | | |
|---|----------------|----------------|-------------------|-----------------|--|
| | FY15 Actual | FY16 Budget | FY17 Selectmen | FY17 Finance | |
| 38 Tax Maps | 0.00 | 1,000.00 | 1,200.00 | 1,200.00 | |
| 39 Audit Services | 3,250.00 | 5,250.00 | 5,250.00 | 5,250.00 | |
| 40 Town Report | 2,155.00 | 2,000.00 | 2,500.00 | 2,500.00 | |
| 41 Interest on Loans Paid Out | 0.00 | 0.00 | 0.00 | 0.00 | |
| 42 Records Restoration | 2,300.00 | 2,300.00 | 2,342.00 | 2,342.00 | |
| 43 Advertising | 2,566.50 | 2,500.00 | 3,000.00 | 3,000.00 | |
| 44 Professional Development & Fees | 1,609.13 | 2,500.00 | 2,000.00 | 2,000.00 | |
| 45 Registry of Deeds Recordings & Printings | 1,501.00 | 3,500.00 | 3,500.00 | 3,500.00 | |
| 46 Office & Other Supplies | 5,227.10 | 5,000.00 | 8,600.00 | 8,600.00 | |
| 47 Planning Board | 0.00 | 1,000.00 | 1,000.00 | 1,000.00 | |
| 48 Design Review Committee | 205.20 | 250.00 | 0.00 | 0.00 | |
| 49 NLPC | 60,000.00 | 60,000.00 | 25,000.00 | 10,000.00 | |
| 50 Hydrants | 43,060.11 | 46,968.00 | 48,660.00 | 48,660.00 | |
| 51 Street Lights | 6,805.75 | 7,390.00 | 6,000.00 | 6,000.00 | |
| 52 Route 1 Flashing Street Light | 228.03 | 250.00 | 300.00 | 300.00 | |
| 53 Town Office – Heating Fuel | 2,289.92 | 2,800.00 | 2,800.00 | 2,800.00 | |
| 54 Town Office – Electricity | 1,488.22 | 2,200.00 | 1,800.00 | 1,800.00 | |
| 55 Town Office – Water & Sewer | 564.26 | 620.00 | 685.00 | 685.00 | |
| 56 Town Office – Maintenance & Repairs | 1,888.56 | 1,000.00 | 1,000.00 | 1,000.00 | |
| 57 Town Office – Telephone | 2,114.67 | 2,100.00 | 2,100.00 | 2,100.00 | |

| Administration & Operations Cont. | | | | | | |
|--|-------------------|-------------------|-------------------|-------------------|--|--|
| | FY15 Actual | FY16 Budget | FY17 Selectmen | FY17 Finance | | |
| 58 | 193.39 | 700.00 | 700.00 | 700.00 | | |
| 59 | 397.60 | 350.00 | 450.00 | 450.00 | | |
| 60 | 1,097.19 | 1,000.00 | 1,000.00 | 1,000.00 | | |
| 61 | 11,342.52 | 13,000.00 | 12,760.00 | 12,760.00 | | |
| 62 | 3,890.77 | 10,000.00 | 15,000.00 | 15,000.00 | | |
| 63 | 237.21 | 600.00 | 600.00 | 600.00 | | |
| 64 | 13,580.19 | 5,000.00 | 5,000.00 | 5,000.00 | | |
| 65 | 16,555.00 | 17,160.00 | 17,550.00 | 17,550.00 | | |
| 66 | 0.00 | 0.00 | 2,040.00 | 2,040.00 | | |
| 67 | 0.00 | 0.00 | 3,380.00 | 3,380.00 | | |
| | 449,460.87 | 498,804.00 | 477,173.52 | 477,173.52 | | |

Article 9: Shall the town raise & appropriate for Debt Services as follows:

| Debt Services | | | | | | |
|----------------------|-------------------|-------------------|-------------------|-------------------|--|--|
| | FY15 Actual | FY16 Budget | FY17 Selectmen | FY17 Finance | | |
| 1 | 197,015.64 | 197,016.00 | 197,016.00 | 197,016.00 | | |
| 2 | 27,083.04 | 27,084.00 | 27,084.00 | 27,084.00 | | |
| 3 | 24,999.65 | 25,000.00 | 25,000.00 | 25,000.00 | | |
| | 249,098.33 | 249,100.00 | 249,100.00 | 249,100.00 | | |

Article 10: Shall the town raise & appropriate for the Fire Department as follows:

| Fire Department | | FY15 Actual | FY16 Budget | FY17 Selectmen | FY17 Finance |
|------------------------|---------------------------------------|----------------|----------------|-------------------|-----------------|
| 1 | Fire Chief | 39,487.00 | 39,709.00 | 40,914.00 | 40,914.00 |
| 2 | Fire Chief Health Insurance | 8,345.63 | 8,700.00 | 9,360.00 | 9,360.00 |
| 3 | Fire Department Officers | 3,052.00 | 2,960.00 | 3,460.00 | 3,460.00 |
| 4 | Firemen | 13,690.87 | 15,100.00 | 15,100.00 | 15,100.00 |
| 5 | Phones | 2,556.80 | 2,100.00 | 2,300.00 | 2,300.00 |
| 6 | S.C.B.A | 3,354.42 | 4,290.00 | 4,290.00 | 4,290.00 |
| 7 | Communications | 2,563.69 | 7,000.00 | 7,000.00 | 7,000.00 |
| 8 | Training | 2,709.93 | 3,000.00 | 3,000.00 | 3,000.00 |
| 9 | Dry Hydrant | 0.00 | 550.00 | 550.00 | 550.00 |
| 10 | New Equipment | 5,001.07 | 5,000.00 | 5,000.00 | 5,000.00 |
| 11 | Equipment & Vehicle Maintenance | 7,067.63 | 5,500.00 | 5,500.00 | 5,500.00 |
| 12 | Turn Out Gear | 2,834.95 | 3,000.00 | 3,000.00 | 3,000.00 |
| 13 | Administration & Office Supplies | 5,124.88 | 4,560.00 | 4,560.00 | 4,560.00 |
| 14 | Vehicles Gas & Oil | 6,503.56 | 9,000.00 | 9,000.00 | 9,000.00 |
| 15 | Fire Station – Heating Fuel | 6,051.52 | 6,200.00 | 6,200.00 | 6,200.00 |
| 16 | Fire Station – Electricity | 2,693.87 | 2,750.00 | 2,750.00 | 2,750.00 |
| 17 | Fire Station – Water & Sewer | 1,015.91 | 860.00 | 1,103.00 | 1,103.00 |
| 18 | Fire Station – Maintenance & Repairs | 4,458.31 | 4,000.00 | 67,000.00 | 67,000.00 |
| 19 | Sheepscot Fire Station – Heating Fuel | 1,311.95 | 920.00 | 920.00 | 920.00 |

| Fire Department Cont. | | FY15 Actual | FY16 Budget | FY17 Selectmen | FY17 Finance |
|------------------------------|--|-------------------|-------------------|-------------------|-------------------|
| 20 | Sheepscot Fire Station – Electricity | 339.66 | 500.00 | 500.00 | 500.00 |
| 21 | Sheepscot Fire Station – Maintenance & Repairs | 0.00 | 1,000.00 | 17,745.00 | 17,745.00 |
| | Fire Department Total | 118,163.65 | 126,699.00 | 209,252.00 | 209,252.00 |

Article 11: Shall the town raise & appropriate for Public Services as follows:

| Public Services | | FY15 Actual | FY16 Budget | FY17 Selectmen | FY17 Finance |
|------------------------|---|----------------|----------------|-------------------|-----------------|
| 1 | Roadside American Flags | 0.00 | 0.00 | 280.00 | 280.00 |
| 2 | Nobleboro/Jefferson Transfer Station | 103,942.56 | 105,000.00 | 102,000.00 | 102,000.00 |
| 3 | Solid Septic Waste Disposal Contract | 2,300.00 | 2,500.00 | 2,300.00 | 2,300.00 |
| 4 | General Assistance | 718.20 | 5,000.00 | 5,000.00 | 5,000.00 |
| 5 | Wild Animal Control Officer | 33.42 | 500.00 | 500.00 | 500.00 |
| 6 | Animal Control Services | 5,000.00 | 5,000.00 | 5,000.00 | 5,000.00 |
| 7 | Lincoln County Animal Shelter | 1,900.00 | 1,752.00 | 1,752.00 | 1,752.00 |
| 8 | Ambulance Services | 2,000.00 | 4,000.00 | 4,000.00 | 4,000.00 |
| 9 | Appropriation Request – American Legion | 450.00 | 450.00 | 450.00 | 450.00 |
| 10 | Appropriation Request – CLC YMCA | 3,000.00 | 3,000.00 | 3,000.00 | 3,000.00 |
| 11 | Appropriation Request – Coastal Kids | 1,500.00 | 1,500.00 | 1,500.00 | 1,500.00 |

| Public Services Cont. | | FY15 Actual | FY16 Budget | FY17 Selectmen | FY17 Finance |
|------------------------------|--|-------------------|-------------------|-------------------|-------------------|
| 12 | Appropriation Request – Coastal Transportation | 1,000.00 | 1,000.00 | 0.00 | 0.00 |
| 13 | Appropriation Request – Damariscotta Lake Watershed | 1,000.00 | 1,000.00 | 0.00 | 0.00 |
| 14 | Appropriation Request – Ecumenical Food Pantry | 500.00 | 500.00 | 500.00 | 500.00 |
| 15 | Appropriation Request – Healthy Kids | 1,700.00 | 1,700.00 | 1,700.00 | 1,700.00 |
| 16 | Appropriation Request – Kno-Wal-Lin | 0.00 | 0.00 | 0.00 | 0.00 |
| 17 | Appropriation Request – LCTV | 4,237.00 | 4,510.00 | 4,510.00 | 4,510.00 |
| 18 | Appropriation Request – Maine Public Broadcasting | 100.00 | 100.00 | 100.00 | 100.00 |
| 19 | Appropriation Request – Midcoast ME Community Action | 1,400.00 | 1,400.00 | 1,400.00 | 1,400.00 |
| 20 | Appropriation Request – New Hope for Women | 830.00 | 830.00 | 830.00 | 830.00 |
| 21 | Appropriation Request – Skidompha Library | 18,641.00 | 18,641.00 | 18,641.00 | 18,641.00 |
| 22 | Appropriation Request – Spectrum Generations | 1,756.00 | 1,756.00 | 1,756.00 | 1,756.00 |
| 23 | Appropriation Request – Train & Trolley | 0.00 | 2,000.00 | 0.00 | 0.00 |
| | Public Services Total | 152,008.18 | 162,139.00 | 155,219.00 | 155,219.00 |

Article 12: Shall the town raise & appropriate for Public Works as follows:

| Public Works | | FY15 Actual | FY16 Budget | FY17 Selectmen | FY17 Finance |
|---------------------|--|----------------|----------------|-------------------|-----------------|
| 1 | Interlocal Superintendent Compensation | 47,804.96 | 30,385.00 | 0.00 | 0.00 |
| 2 | Interlocal Superintendent FICA/Medicare | 2,574.84 | 4,732.00 | 0.00 | 0.00 |
| 3 | Interlocal Superintendent Health Insurance | 7,530.20 | 9,577.00 | 0.00 | 0.00 |
| 4 | Interlocal Superintendent Retirement | 3,491.00 | 3,783.00 | 0.00 | 0.00 |
| 5 | Interlocal Superintendent Unemployment | 0.00 | 275.00 | 0.00 | 0.00 |
| 6 | Interlocal Superintendent Workers Comp | 3,058.00 | 2,920.00 | 0.00 | 0.00 |
| 7 | Interlocal Superintendent Mileage | 1,770.76 | 500.00 | 0.00 | 0.00 |
| 8 | Interlocal Superintendent Cell Phone | 400.00 | 300.00 | 0.00 | 0.00 |
| 9 | Interlocal Superintendent Training | 230.00 | 500.00 | 0.00 | 0.00 |
| 10 | Interlocal Books & Publications | 53.47 | 150.00 | 0.00 | 0.00 |
| 11 | Interlocal Vehicle Fuel | 2,522.47 | 5,000.00 | 0.00 | 0.00 |
| 12 | Interlocal Heater Road Operations | 3,927.07 | 1,500.00 | 0.00 | 0.00 |
| 13 | Interlocal Equipment/Tools/Supplies | 5,968.56 | 500.00 | 0.00 | 0.00 |
| 14 | Interlocal Highway General Supplies | 4,875.19 | 3,500.00 | 0.00 | 0.00 |
| 15 | Interlocal Vehicle Repairs | 10,374.82 | 4,000.00 | 0.00 | 0.00 |
| 16 | Interlocal Property & Casualty Insurance | 812.00 | 812.00 | 0.00 | 0.00 |
| 17 | Interlocal Allowance for Deductible | 0.00 | 500.00 | 0.00 | 0.00 |
| 18 | Interlocal Seasonal Employee | 0.00 | 12,000.00 | 0.00 | 0.00 |
| 19 | Interlocal Foreman | 0.00 | 20,350.00 | 0.00 | 0.00 |

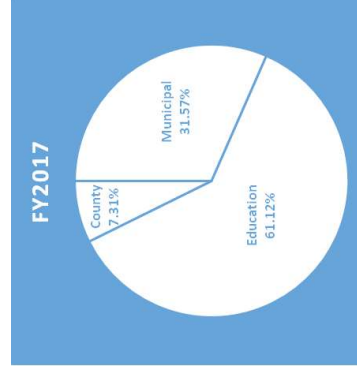
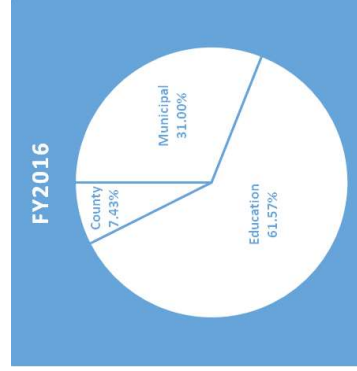
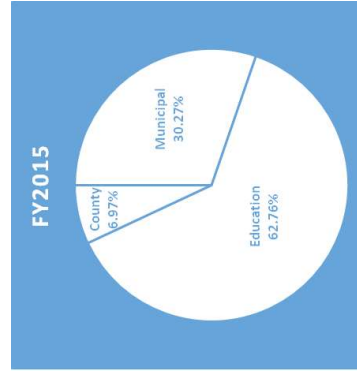
| Public Works Cont. | | FY15 Actual | FY16 Budget | FY17 Selectmen | FY17 Finance |
|---------------------------|---|----------------|----------------|-------------------|-----------------|
| 20 | Interlocal Public Landing | 2,180.38 | 250.00 | 0.00 | 0.00 |
| 21 | Interlocal Leases-Mini Excavator 06/01/2017 | 8,000.00 | 8,000.00 | 0.00 | 0.00 |
| 22 | Road Commissioner | 0.00 | 0.00 | 30,000.00 | 30,000.00 |
| 23 | Cell phone | 0.00 | 0.00 | 300.00 | 300.00 |
| 24 | Leased Equipment – Mini Excavator 06/01/2017 | 0.00 | 0.00 | 0.00 | 0.00 |
| 25 | Vehicle Fuel | 0.00 | 0.00 | 0.00 | 0.00 |
| 26 | Traffic Signs | 0.00 | 0.00 | 1,000.00 | 1,000.00 |
| 27 | E911 Street Signs | 0.00 | 0.00 | 250.00 | 250.00 |
| 28 | Vehicle Repairs | 0.00 | 0.00 | 0.00 | 0.00 |
| 29 | Culverts | 0.00 | 0.00 | 2,000.00 | 2,000.00 |
| 30 | Winter Salt | 0.00 | 0.00 | 1,500.00 | 1,500.00 |
| 31 | Cold Patch | 0.00 | 0.00 | 1,500.00 | 1,500.00 |
| 32 | Road Gravel | 0.00 | 0.00 | 5,000.00 | 5,000.00 |
| 33 | Training | 0.00 | 0.00 | 500.00 | 500.00 |
| 34 | Mills Road Electricity | 0.00 | 0.00 | 550.00 | 550.00 |
| 35 | Public Landing | 0.00 | 0.00 | 500.00 | 500.00 |
| 36 | General Contractor | 0.00 | 0.00 | 50,000.00 | 50,000.00 |
| 37 | Grading | 0.00 | 0.00 | 17,500.00 | 17,500.00 |
| 38 | Roadside Mowing | 0.00 | 0.00 | 2,750.00 | 2,750.00 |

| Public Works Cont. | | FY15 | FY16 | FY17 | FY17 |
|---------------------------|-------------------------------------|-------------------|-------------------|-------------------|-------------------|
| | | Actual | Budget | Selectmen | Finance |
| 39 | Catch Basin Cleaning | 0.00 | 0.00 | 1,550.00 | 1,550.00 |
| 40 | Catch Basin Repair | 0.00 | 0.00 | 2,500.00 | 2,500.00 |
| 41 | Technical Assistance | 0.00 | 0.00 | 1,000.00 | 1,000.00 |
| 42 | Tree Work | 0.00 | 0.00 | 4,000.00 | 4,000.00 |
| 43 | Line Striping | 0.00 | 0.00 | 4,500.00 | 4,500.00 |
| 44 | Street Sweeping | 0.00 | 0.00 | 5,250.00 | 5,250.00 |
| 45 | Snow Removal Contract – Roads | 207,638.74 | 213,110.00 | 237,856.00 | 237,856.00 |
| 46 | Snow Removal Contract Bond | 0.00 | 0.00 | 8,181.75 | 8,181.75 |
| 47 | Snow Removal Contract – Sidewalks | 43,473.04 | 40,000.00 | 49,298.00 | 49,298.00 |
| 48 | Roads Maintenance | 22,622.10 | 39,514.00 | 0.00 | 0.00 |
| 49 | Capital Roads Projects | 125,000.00 | 100,000.00 | 100,000.00 | 100,000.00 |
| 50 | Mill Road Property Development Plan | 0.00 | 0.00 | 2,500.00 | 0.00 |
| | Public Works Total | 504,307.60 | 502,158.00 | 529,985.75 | 527,485.75 |

Article 13: Shall the town raise & appropriate for Reserve Accounts as follows:

| Reserve Accounts | | FY15 Actual | FY16 Budget | FY17 Selectmen | FY17 Finance |
|-------------------------|------------------------|------------------|------------------|-------------------|-----------------|
| 1 | Harriet Bird Clubhouse | 1,500.00 | 1,500.00 | 1,500.00 | 1,500.00 |
| 2 | Veteran's Park | 350.00 | 250.00 | 250.00 | 250.00 |
| 3 | Public Works Equipment | 15,000.00 | 15,000.00 | 0.00 | 0.00 |
| 4 | Cemetery Reserve | 0.00 | 0.00 | 0.00 | 0.00 |
| 5 | Computer Reserve | 0.00 | 0.00 | 1,000.00 | 1,000.00 |
| Reserves Total | | 16,850.00 | 16,750.00 | 2,750.00 | 2,750.00 |

Newcastle Expenditures Breakdowns – 2015 to 2017



ARTICLE 14: Shall the town authorize the Board of Selectmen to accept prospective gifts and donations providing the Board place these funds in appropriately designated reserve accounts and only used for the intended purposes stated or in the best interests of the town?

ARTICLE 15: Shall the town authorize the selectmen to accept and expend, on behalf of the town, any State and Federal funds which may be received from time to time in the form of grants and funds from any source deemed appropriate by the municipal officers during the period of 07/01/2016 to 06/30/2017 or act on anything relative thereto?

ARTICLE 16: Shall the town authorize the selectmen, on behalf of the town, to sell and dispose of any real estate acquired by the town for non-payment of the taxes thereon and to execute quitclaim deeds for said property, in accordance with appropriate state law and procedures?

ARTICLE 17: Shall the Town authorize the Selectmen, on behalf of the Town, to sell and dispose of any surplus equipment owned by the Town in accordance with appropriate State law and procedures?

ARTICLE 18: Shall the town allow the Selectmen to establish the dates on which this year's taxes shall be due and payable?

ARTICLE 19: Shall the town instruct the tax collector to charge interest at the rate of 3.5% per annum on all uncollected taxes and authorize the selectmen to establish the date on which interest starts to accrue, except for those taxpayers enrolled in the tax club before June 1, 2016 and have made all payments on time and to date?

ARTICLE 20: Shall the town authorize the selectmen to expend overlay for the purpose of funding abatements?

ARTICLE 21: Shall the town authorize the selectmen to expend funds from any Town Reserve account for an unbudgeted major expense: (Note: "major" is defined as any cost not included in a corresponding operating budget)?

ARTICLE 22: Shall the town allow the selectmen to transfer an amount not to exceed 2% of the total annual budget request from one category to another without prior approval of a special town meeting?

ARTICLE 23: Shall the Town authorize the selectmen to regulate river herring fishing in all streams in which the town has an interest in accordance with the plan filed with and approved by the Commissioner of Marine Resources?

ARTICLE 24: Shall the Town authorize the Board of Selectmen to establish and appoint the members of standing and/or ad hoc committees of the Board of Selectmen to advise the Board regarding the administration and operations of the town government?

ARTICLE 25: Shall the Town authorize the selectmen to reduce the total amount of taxes to be collected by the FY 2017 total amount of estimated revenue (TBD).

ARTICLE 26: Shall the town leave the authority with selectmen to set the time, date, and place for the annual town meeting?

Given under our hands at Newcastle, Maine this 23th day of May 2016.

BRIAN FOOTE, Chairman
CAROLYN HATCH, Vice-Chair
CHRISTOPHER DOHERTY, Board of Selectmen
R. BENJAMIN FREY, Board of Selectmen
JOEL LIND, Board of Selectmen

A true and attested copy by:
DAWN BURNS, Town Clerk

Governor's Report

Dear Citizens of Newcastle:

Maine has a long tradition of civil participation in both state and local government, and I thank you for being informed and involved citizens.

My vision for Maine is prosperity, not poverty. For this reason, one of my top priorities is the reduction and eventual elimination of the income tax. Some are pushing to raise the minimum wage, but I want Mainers to earn a maximum wage. Reducing the income tax is the biggest and most immediate pay raise for all hard-working Mainers.

Not only does an income tax cut put more money back in your pockets, but it will also attract businesses that can offer good-paying careers to keep our young people here in Maine. It shows the nation that we are serious about wanting people and businesses to come – and stay – in Maine.

Another of my priorities is to lower the cost of student debt in Maine. If young people are struggling with too much student debt, they are unable to afford homes or vehicles. We are now offering programs to help them lower their debt, stay in Maine, begin their careers and start families.

To provide good-paying jobs for our young people, we must also work hard to reduce our energy costs. High energy costs are a major factor in driving out manufacturers, mills and other businesses that need low-cost electricity. I am committed to lowering the cost of energy, not only to attract job creators, but also to allow Maine people to heat and power their homes affordably and effectively.

And finally, we are making progress to address the drug pandemic in our state. It is my most important duty to keep the Maine people safe. While education, treatment and prevention efforts are important, we must get the dealers off the streets. I am pleased the Legislature has finally agreed to fund my proposal for more drug agents to stem the supply of deadly opiates flowing

into our communities, but our law enforcement agencies are still understaffed. We must do more.

It is a pleasure serving as your Governor. If ever I can be of assistance to you or if you have any questions or suggestions, I encourage you to contact my office by calling 287-3531 or by visiting our website at www.maine.gov/governor.

Sincerely,
PAUL R. LEPAGE
Governor

United States Senate

Washington, DC

Dear Friends of Newcastle:

It has been a privilege to serve the State of Maine since being sworn into the U.S. Senate.

Much of my time in Washington this past year has been devoted to the Senate Armed Services Committee and the Select Committee on Intelligence. Protecting our homeland and the people of Maine from terrorism and violence remains one of my top priorities. Through my work on the Armed Services Committee, I was able to secure several provisions in the 2016 National Defense Authorization Act that benefit Maine. The legislation authorizes the construction of an additional DDG-51 Arleigh Burke Class Destroyer that could be built at Bath Iron Works and expands the HUBZone program to stimulate economic growth at former military installations like the former Brunswick Naval Air Station.

Returning control to teachers, school districts, and states has also been a primary concern of mine. I am encouraged that the Every Student Succeeds Act has become law. It eliminates the burdensome requirements of the No Child Left Behind Act and ensures access to a quality education for all students. A provision I helped author in the bill will give states the opportunity to pilot the use of their own proficiency-based assessments in lieu of federally-mandated standardized tests. Also included in the bill are several measures I secured to promote local input, fund education technology initiatives, and explore new strategies to increase student access to the internet outside of school.

Communities across Maine have taken bold action to improve their broadband connectivity, and I have been proud to foster federal support for these types of projects. My amendments to the Every Student Succeeds Act will promote the type of work already occurring in Washington County, where students who lack broadband access are able to check out mobile hotspots from their local libraries. Additionally, a bill I co-sponsored, the Community Broadband Act,

helped pave the way for the FCC to enact rules protecting the ability of municipalities to invest in better broadband. I am excited by Maine's leadership on this important economic development issue and will continue to support local efforts in this area.

After extensive negotiations, the Senate passed a five-year transportation bill that will increase highway and transit funding in Maine and provide stability to improve our transportation infrastructure. The legislation contains provisions I cosponsored to cut red tape and improve predictability and timeliness by streamlining the federal permitting process for large infrastructure projects. Also incorporated in this bill are my provisions to relieve financial regulations on Maine's community banks and credit unions and to reauthorize the Export-Import Bank, a critical tool that supports communities and small business across the state.

Following my inquiries in the Energy and Natural Resources Committee, the National Park Service has announced they will begin exploring strategies to allow park visitors to purchase electronic passes online and will pilot the program at Acadia National Park. These passes would improve access to our nation's most treasured landscapes and would generate resources for years to come. I remain deeply engaged in preserving Maine's natural beauty and strengthening our outdoor recreation economy.

It is with solemn responsibility that I have focused my energy addressing the opioid epidemic in Maine. This work includes convening roundtables with a wide-range of health care and law enforcement professionals to combat addiction; introducing a proposal to safely dispose of excess prescription drugs; cosponsoring a Senate-passed bill that addresses mothers struggling with addiction and the alarming effect it has on newborns; cosponsoring the TREAT Act, which expands the ability of medical specialists to provide life-saving medication-assisted therapies for patients battling heroin and prescription drug addiction; and calling on the Commander of U.S. Southern Command to increase efforts to stop the flow of heroin at our southern border.

I like to think of Maine as a big small town – and in a small town, the leaders are accessible and eager to listen. In that spirit, I've made it a priority to stay connected with people from all over

Maine who e-mail, write, and call with suggestions or questions. If I can ever assist in your interaction with a federal agency, or you have thoughts, concerns, or personal input on a matter that is currently before Congress I hope you will contact me, let me know where you stand, and engage in this critical part of democracy. Please call my toll-free line at 1-800-432-1599 or one of my offices: Augusta (207) 622-8292, Presque Isle (207) 764-5124, Scarborough (207) 883-1588, or Washington, D.C. (202) 224-5344. You can also write me on our website at www.king.senate.gov/contact.

As always, I am honored to represent the people of Maine and look forward to working with you for the betterment of our great state.

Sincerely,
ANGUS S. KING, JR.
United States Senator

United States Senate

Dear Friends:

It is an honor to represent Maine in the United States Senate. I am grateful for the trust the people of our State have placed in me and welcome this opportunity to share some key accomplishments from 2015.

Growing the economy by encouraging job creation was and remains my top priority. The tax-relief bill signed into law at the close of last year contains three key provisions I authored to help foster job creation and provide small businesses with the certainty they need to invest, grow, and, most important, hire new workers. Another provision I authored that became law last year gives a boost to both Maine's economy and traffic safety. This provision permanently changed the federal law that previously had forced the heaviest trucks onto our country roads and downtown streets, rather than allowing them to use Maine's federal Interstates. In addition, I was glad to help secure another significant award for the University of Maine's deepwater offshore wind initiative, which has the potential to advance an emerging industry and create thousands of good jobs in our state.

Maine's historic contributions to our nation's defense must continue. In 2015, I secured funding toward a much-needed additional Navy destroyer, likely to be built at Bath Iron Works. Modernization projects at the Portsmouth Naval Shipyard that I have long advocated for were also completed, as were projects for the Maine National Guard.

I was also deeply involved in crafting the new education reform law to better empower states and communities in setting educational policy for their students. The law also extends a program I co-authored that provides additional assistance to rural schools, which has greatly benefitted our state. A \$250 tax deduction I authored in 2002 for teachers who spend their own money on classroom supplies was also made permanent last year.

As a result of a scientific evaluation of the nutritional value of

potatoes required by a law that I wrote, the wholesome fresh potato finally was included in the federal WIC nutrition program. I also worked on other issues important to Maine's farmers and growers, including research on wild blueberries and pollinating bees.

As Chairman of the Housing Appropriations Subcommittee, I have made combating veterans' homelessness a priority. This year's housing funding law includes \$60 million for 8,000 new supportive housing vouchers for homeless veterans. Since this program began in 2008, the number of homeless veterans nationwide has dropped by one third. Maine has received nearly 200 vouchers to support homeless veterans.

Last year, I became Chairman of the Senate Aging Committee. My top three priorities for the committee are retirement security, investing more in biomedical research, and fighting fraud and financial abuses targeting our nation's seniors. I advocated for the \$2 billion increase in funding for the National Institutes of Health to advance research on such diseases as diabetes and Alzheimer's. The Senate also unanimously passed my bill to support family caregivers. The Aging Committee's toll-free hotline (1-855-303-9470) makes it easier for senior citizens to report suspected fraud and receive assistance and has already received more than 1,000 calls.

A Maine value that always guides me is our unsurpassed work ethic. As 2015 ended, I cast my 6,072nd consecutive vote, continuing my record of never missing a roll-call vote since my Senate service began in 1997.

I appreciate the opportunity to serve Newcastle and Maine in the United States Senate. If ever I can be of assistance to you, please contact my Constituent Service Center in Augusta at (207) 622-8414 or visit my website at www.collins.senate.gov. May 2016 be a good year for you, your family, your community, and our state.

Sincerely,
SUSAN M. COLLINS
United States Senator

State Senator's Report

I hope 2016 finds you and your family doing well. It is an honor to represent you and this community as your State Senator. These are challenging times for so many people in Maine which is why I am pleased to have some good news and information to help you through some of the challenges.

This past year, the Legislature made significant progress in providing direct tax relief to Maine homeowners. We increased the Homestead Property Tax Credit for all Mainers from \$10,000 to \$15,000 starting in April of 2016; and the exemption will increase again to \$20,000 in 2017. We also prevented Municipal Revenue Sharing cuts while increasing funding of K-12 schools by \$80 million. As key influences on municipal revenues, they are critical to avoiding property tax spikes.

Additionally, we implemented meaningful, fair changes to the state's income tax code, which will result in a \$135 million annual tax cut for 579,000 Maine families. This Legislature also eliminated the income tax on pensions for all military families.

I am proud of these accomplishments. I hope you are as well. Moving forward, I will continue to focus on making state government effective in meeting people's needs, with good oversight and accountability, providing property tax relief and tax reform that works for every day Mainers, not just the wealthy. And ensuring that your tax dollars are working to support growth of good paying jobs, fostering economic development, investing in education, lowering home energy costs, protecting our children and our natural resources, and building better infrastructure.

As the Legislature continues its work, please know that I appreciate hearing from you about your concerns, your hopes, and your ideas for how to make our communities and our state better. In addition to the monthly constituent office hours across the district to hear what you want to talk about, and occasional open public meetings, I encourage you to sign up for my legislative email updates to keep you informed about what is happening in the Legislature. This periodic email allows me to share information that is useful and informative to you and our district. Please email or call to sign up.

I am here to listen to your legislative needs and concerns, and to serve as a liaison between you and state government. Feel free to contact me anytime. I appreciate your continued support and look forward to seeing you around the district.

CHRIS JOHNSON, State Senator

State Representative's Report

Dear Newcastle Residents,

It is an honor to serve as your State Representative. I intend to work hard to retain your trust and build upon the work I've done in the Legislature over the past three years.

This year the Legislature's agenda will be limited mostly to emergency legislation and bills carried over from 2015. We are scheduled to adjourn by the end of April.

Among the other issues we intend to work on this year are finding ways to bring more jobs to Lincoln County, supporting senior citizens, promoting veterans' issues, finding ways to keep down energy and heating costs, improving schools and containing education costs and responding to Maine's drug addiction crisis.

Just as in previous years, I'll be continuing my work as co-chair of the bipartisan Veterans Caucus and as a member of the Legislature's Marine Resources Committee. As a marine biologist and as someone who represents many coastal communities in Lincoln County, I've been putting a lot of work into finding ways to address the many growing threats to our working waterfront, whether it's rising sea levels, a more acidic ocean or managing fisheries. Thousands of people depend on marine life – directly and indirectly – to make a living, and it's important to be a voice for them in Augusta.

Whether we are dealing with the above issues or any other topic, I stand ready to work with all of my colleagues, regardless of party affiliation, to make sure we're doing the best work we can for the people of our district and all the people of Maine.

Please contact me if I can be of any help or if you want to discuss or testify on any legislation. My email is mick@mickdevin.org and my phone number is 975-3132. I also send out e-newsletters from time to time. Let me know if you would like to receive them.

Respectfully,
MICHAEL DEVIN
State Representative

Town Administrator's Report

Fiscal Year 2015 (July 1, 2014-June 30, 2015) was full of great new "starts" sparked by new ideas and ventures:

- The Newcastle Local Planning Committee was formed and appointed by the Selectmen to oversee the huge project of re-writing the Newcastle Comprehensive Plan and Land Use Code. Money was raised at town meeting and a contract was later signed with Maine Design Workshop. Committee members attended a "Build Maine" workshop in Lewiston. A great deal of practical knowledge came out of that educating the NLPC on issues pertinent to the Comp Plan and LU Code.

- An energy committee was created and turned into a county-wide campaign for solar energy.

- The Cemetery Committee started an aggressive survey of much-needed projects, such as driveway upgrades and tree and brush cutting. This restoration plan has continued over the last couple of years with many improvements to our town cemeteries.

- Talks with the Lincoln County Regional Planning Commission over the last two years have resulted in a grant (we will receive in 2016) from the County to help analyze the possible uses of our sandlot/former dump on Mills Road.

- The Federal government completed a new set of FEMA (flood) maps allowing our citizens to continue to be eligible for flood insurance where needed.

- The Revenue Sharing scare was resolved at the State level, affording us a stable revenue stream.

- The Train & Trolley Committee expanded trolley service by adding a new excursion to the Pemaquid area with stops at the fort and lighthouse.

- The Towns of Damariscotta and Newcastle split some of the harbor duties, with Damariscotta overseeing the Shellfish committee and licensing process and Newcastle being in charge of issuing moorings, dinghy stickers and parking permits (for mooring owners).

Unfortunately, we also had a few negatives:

- We were unable to convince the State and Town of Wiscasset to open up Federal Street to truck traffic. Our hope had been to alleviate the traffic through Sheepscot Village.
- An Interlocal Steering Committee was formed between the towns of Damariscotta and Newcastle in hopes of continuing the Interlocal Public Works Department. Sadly, Damariscotta withdrew from the agreement and we are now back to hiring contract workers.
- Our long-time deputy, Diane Wyman, gave her notice to our chagrin and has since moved to Topsham and is working at the town office there. We were lucky to be able to replace her with Susan Anneley, former clerk of New Sharon.

It has been my honor and privilege to serve this community.

LYNN MALONEY
Town Administrator

Assessor's Report

James Murphy, Jr., Assessors Representative
Murphy Appraisal Services, Inc.

Assessing property values is the same as attempting to organize butterflies in a field of flowers on a windy day. Just when you get them lined up perfect, up comes a breeze.

The Homestead Exemption increases for 2016 from \$10,000 to \$15,000, if the town is at 100% value. For 2017 the Homestead Exemption will be \$20,000. (The town is at 89% of average market value.)

For 2016, in theory, this would reduce the taxes for each Homestead qualified owner by \$85+/- if budgets were not going to increase. But, wait for it, here is the rest of the story. The increase in the Homestead Exemption reduces the taxable value of the town by \$2,500,000 dollars. Why is that important?

The tax rate calculation is the amount of budget dollars to be raised divided by the town's taxable value.

If the budget dollars to be raised does not change and taxable value decreases, the tax rate increases.

But Jim, you ask, what about the new construction value, does that not reduce the tax rate? Glad you asked. So to cover the decrease in the taxable value from the increase in the Homestead Exemption amount, the new construction needs to increase by \$2,500,000 for 2016 *just to break even* and have a flat tax rate if no budgets changed.

I am required to track the new value increases each year for the LD 1 calculation. Since 2009 the town has had about a yearly gross value increase of about \$3,000,000 in new construction. Gross, not net increase. Decreases in value come from a variety of reasons including correction of details, removal of buildings or parts of buildings, surveys with better acreages and other reasons.

So the taxable value is starting \$2,500,000 in the hole which means if the budgets do not increase, the tax rate is going up. And as the sale tax increased for snacks and such, tax payers are going

to pay more in taxes. So much for the state government 'reducing' your property taxes.

The next item is to update town valuations for Newcastle for April 1, 2017 (or 2018). I will be proposing to the Board of Assessors a plan to update values so that the town will be near to 100% of market value. Currently the town is at about 89% of market value. What has occurred since 2008 is that the town value was trending up towards 100% of market value, but the last several years that trend is downward, away from 100% of market value. What this means is that on average the town values are about 10% under market values.

This change will not apply to all properties. I have reviewed the sales over the last 6 years and have found that some areas and building types have been relatively stagnant in value. Other areas show an increase in values both from location and from building quality.

To not address the issue in the near future will lead to a point in time where action must be taken. When that point in time occurs, there will not be a small adjustment, there will be a large value adjustment. I have found that property owners would rather have a system of periodic smaller adjustments rather than one large adjustment. That is the goal in this case.

Instead of waiting to rebuild all the records, the town assessing is going to continue to maintain and repair the issues before they become big issues. This will save you money in the long run and not create great hardship all at once.

Tax relief in the form of the Maine Homestead Exemption is available to all qualified property owners. If you have received an exemption in Newcastle in previous years, you do not need to reapply. You are eligible for this program if you have owned a residence in Maine for 12 months as of April 1st (April 1 to April 1), are a resident of the town and if your Newcastle home is your current place of residence.

Also available is the Veterans Exemption, Blind Exemption and other programs that can assist at the town and state level. Please call me at 563-6995 if you have a question. I am usually scheduled for the Newcastle Town office on Mondays.

ASSESSMENT STATISTICS FOR FISCAL YEAR 2015-2016

| | |
|---|------------------|
| Total Taxable Valuation-Real Estate | \$251,033,400 |
| Total Taxable Valuation-Personal Property | <u>1,564,900</u> |
| Total Taxable Valuation | \$253,034,600 |

Homestead Exemption Valuation \$4,644,000

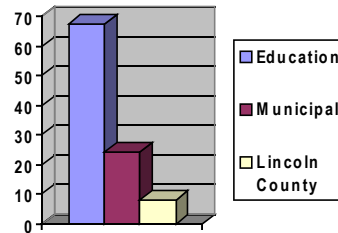
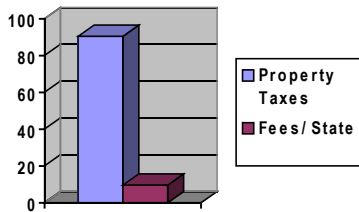
Commitment Date July 6, 2015

Last day to appeal valuation January 7, 2016

Tax (Mill) Rate \$18.05 per \$1,000 of taxable value

2015-2016 Taxes to be raised \$4,567,274.53
 2014-2015 Taxes to be raised \$4,342,879.92
 2013-2014 Taxes to be raised \$3,928,152.24

MUNICIPAL REVENUES



| | |
|---------------------------|-------|
| Revenue received from.... | |
| Property Taxes | 90.1% |
| Other Fees/State | 9.9% |

| | |
|-----------------------|-------|
| And Expenses for..... | |
| Education | 67.6% |
| Municipal | 24.3% |
| County | 8.1% |

Board of Selectmen's Report

July 2015 – June 2016

Over the past year, the Board of Selectmen has been working to enhance the Land Use Ordinance and Comprehensive Plan in conjunction with the Newcastle Local Planning Committee and Maine Design Workshop. Though it had a late start, the team is making great progress. We hope that a lot of you were able to participate in the open workshop that was held in April and will be a part of the ongoing workshops throughout the coming year.

By now a lot of you have seen a new face in the town office. This is our new Deputy Town Clerk Susan Anneley. Susan came to us from the Town of New Sharon bringing the experience of a veteran Town Clerk and continues to be a great asset to the office. If you have not had the pleasure of meeting Susan, please stop by the town office and introduce yourself.

As you all know, as of October 31st, 2015 the Inter-Local Department of Public Works with the town of Damariscotta is no longer in place. The Board of Selectmen brought a proposal to the town in December to create our own Department of Public Works; that was defeated at a special town meeting.

We are now back to using a Road Commissioner and general contractors to fulfill the role of the Department of Public Works. You may have already noticed the slower response in pothole repair this winter and early spring. We have only swept and picked up the sand in the village area, using a kick broom or have left Mother Nature to clear the majority of the town roads of this past winter's sand. We will have to keep an eye on this as the edges of the roads will now again fill with sand and will need to be ditched more often. If left untouched, road sides will again force water back onto the roads and begin to deteriorate, as we have seen in the past.

There will also be less work performed on a yearly basis as the expense of contracting has eaten into the budget deeper than having a local Department of Public Works.

We will do our best to not let roads and public ways slide back

to the conditions they were 5 years ago and to not stop the progress the town has made with our roads without substantially raising the budget. No Promises.

The Board of Selectmen has been in the hiring process to fill the role of Town Administrator. The BOS created a nine (9) person hiring committee who will diligently review applications and interview candidates. We will hopefully be introducing our new Town Administrator at Town Meeting, if not shortly afterward.

This year the town is bringing before you two (2) ordinances. The first is a new ordinance defining Roadside Vendors; the second is a change to the Finance Committee Ordinance.

The change to the Finance Ordinance is based on the actual role the Finance Committee now plays in the town versus the existing ordinance that outlined the Governance Committee's view of how the committee should function. It does not have a lot of changes, but enough to bring this before the town for acceptance.

You may have noticed our new website, www.newcastlemaine.us. The new site has a much easier flow to it and makes it easier to find documentation. We are continuously changing and enhancing the site. If you see something that needs to be changed or is missing, please contact our Town Clerk Dawn Burns at clerk@newcastlemaine.us.

Our new Code Enforcement Officer Ken Vinal has done a great job over the past year and a half. He is now fully certified and has been diligent in his role making sure that our current ordinances are being upheld. He is also playing a role in the development of the new Land Use Ordinance and the Comprehensive Plan.

We all feel privileged and honored that you, the residents, continue to support us, allowing us to continue to lead the town in a direction that not only preserves our heritage, but helps build for the future.

Newcastle Board of Selectmen



Proven Expertise and Integrity
INDEPENDENT AUDITORS' REPORT

Board of Selectmen
Town of Newcastle
Newcastle, Maine

Report on the Financial Statements

We have audited the accompanying financial statements of the governmental activities, each major fund and the aggregate remaining fund information of the Town of Newcastle, Maine, as of and for the year ended June 30, 2015, and the related notes to the financial statements, which collectively comprise the Town's basic financial statements as listed in the table of contents.

Management's Responsibility for the Financial Statements

Management is responsible for the preparation and fair presentation of these financial statements in accordance with accounting principles generally accepted in the United States of America; this includes the design, implementation, and maintenance of internal control relevant to the preparation and fair presentation of financial statements that are free from material misstatement, whether due to fraud or error.

Auditors' Responsibility

Our responsibility is to express opinions on these financial statements based on our audit. We conducted our audit in accordance with auditing standards generally accepted in the United States of America. Those standards require that we plan and perform the audit to obtain reasonable assurance about whether the financial statements are free of material misstatement.

An audit involves performing procedures to obtain audit evidence about the amounts and disclosures in the financial statements. The procedures selected depend on the auditor's judgment, including the assessment of the risks of material misstatement of the financial statements, whether due to fraud or error. In making those risk assessments, the auditor considers internal control relevant to the entity's preparation and fair presentation of the financial statements in order to design audit procedures that are appropriate in the circumstances, but not for the purpose of expressing an opinion on the effectiveness of the entity's internal control. Accordingly, we express no such opinion. An audit also includes evaluating the appropriateness of accounting policies used and the reasonableness of significant accounting estimates made by management, as well as evaluating the overall presentation of the financial statements.

We believe that the audit evidence we have obtained is sufficient and appropriate to provide a basis for our audit opinions.

Opinions

In our opinion, the financial statements referred to above present fairly, in all material respects, the respective financial position of the governmental activities, each major fund and the aggregate remaining fund information of the Town of Newcastle, Maine as of June 30, 2015, and the respective changes in financial position and, where applicable, cash flows thereof for the year then ended in accordance with accounting principles generally accepted in the United States of America.

Other Matters

Required Supplementary Information

Accounting principles generally accepted in the United States of America require that the management's discussion and analysis and budgetary comparison information on pages 4 through 11 and 36 be presented to supplement the basic financial statements. Such information, although not a part of the basic financial statements, is required by the Governmental Accounting Standards Board, who considers it to be an essential part of financial reporting for placing the basic financial statements in an appropriate operational, economic, or historical context. We have applied certain limited procedures to the required supplementary information in accordance with auditing standards generally accepted in the United States of America, which consisted of inquiries of management about the methods of preparing the information and comparing the information for consistency with management's responses to our inquiries, the basic financial statements, and other knowledge we obtained during our audit of the basic financial statements. We do not express an opinion or provide any assurance on the information because the limited procedures do not provide us with sufficient evidence to express an opinion or provide any assurance.

Other Information

Our audit was conducted for the purpose of forming opinions on the financial statements that collectively comprise the Town of Newcastle, Maine's basic financial statements. The combining and individual non-major fund financial statements are presented for purposes of additional analysis and are not a required part of the basic financial statements. The accompanying schedule of expenditures of federal awards is presented for purposes of additional analysis as required by Title 20-A MRSA §6051, Sub-chapter 1(K) of the Maine Revised Statutes as amended, and is also not a required part of the basic financial statements.

The combining and individual non-major fund financial statements are the responsibility of management and were derived from and related directly to the underlying accounting and other records used to prepare the basic financial statements. Such information has been subjected to the auditing procedures applied in the audit of the basic financial statements and certain additional procedures, including comparing and reconciling such information directly to the underlying accounting and other records used to prepare the basic financial statements or to the basic financial statements themselves, and other additional procedures in accordance with auditing standards generally accepted in the United States of America. In our opinion, the combining and individual nonmajor fund financial statements are fairly stated in all material respects in relation to the basic financial statements as a whole.

RHR Smith & Company

Buxton, Maine
October 23, 2015

STATEMENT C

TOWN OF NEWCASTLE, MAINE

BALANCE SHEET - GOVERNMENTAL FUNDS
JUNE 30, 2015

| | General Fund | All Nonmajor Funds | Totals |
|---|-------------------|--------------------------|---------------------|
| ASSETS | | | |
| Cash and cash equivalents | \$ 630,355 | \$ 82,833 | \$ 713,188 |
| Investments | - | 100,090 | 100,090 |
| Accounts receivable (net of allowance for uncollectibles): | | | |
| Taxes | 15,641 | - | 15,641 |
| Liens | 266,507 | - | 266,507 |
| Other | - | 7,352 | 7,352 |
| Due from other funds | 14,147 | 91,282 | 105,429 |
| TOTAL ASSETS | \$ 926,650 | \$ 281,557 | \$ 1,208,207 |
| LIABILITIES | | | |
| Accounts payable | \$ 10,530 | \$ - | \$ 10,530 |
| Accrued payroll liabilities | 907 | - | 907 |
| Due to other governments | 1,330 | - | 1,330 |
| Due to other funds | 91,282 | 14,147 | 105,429 |
| TOTAL LIABILITIES | 104,049 | 14,147 | 118,196 |
| DEFERRED INFLOWS OF RESOURCES | | | |
| Prepaid taxes | 68,766 | - | 68,766 |
| Deferred tax revenues | 251,324 | - | 251,324 |
| TOTAL DEFERRED INFLOWS OF RESOURCES | 320,090 | - | 320,090 |
| FUND BALANCES | | | |
| Nonspendable | - | - | - |
| Restricted | 44,617 | 132,752 | 177,369 |
| Committed | 77,563 | 62,691 | 140,254 |
| Assigned | - | 71,967 | 71,967 |
| Unassigned | 380,331 | - | 380,331 |
| TOTAL FUND BALANCES | 502,511 | 267,410 | 769,921 |
| TOTAL LIABILITIES, DEFERRED INFLOWS OF RESOURCES AND FUND BALANCES | \$ 926,650 | \$ 281,557 | \$ 1,208,207 |

See accompanying independent auditors' report and notes to financial statements.

TOWN OF NEWCASTLE, MAINE

BUDGETARY COMPARISON SCHEDULE – BUDGETARY BASIS
 BUDGET AND ACTUAL – GENERAL FUND
 FOR THE YEAR ENDED JUNE 30, 2015

| | Budgeted Amounts | | Actual Amounts | Variance Positive (Negative) |
|--|-------------------|-------------------|-------------------|------------------------------------|
| | Original | Final | | |
| Budgetary Fund Balance, July 1 | \$ 237,019 | \$ 237,019 | \$ 237,019 | \$ - |
| Resources (Inflows): | | | | |
| Property taxes | 4,342,880 | 4,342,880 | 4,298,893 | (43,987) |
| Excise taxes | 281,500 | 281,500 | 328,943 | 47,443 |
| Intergovernmental : | | | | |
| State revenue sharing | 50,000 | 50,000 | 65,001 | 15,001 |
| Homestead exemption | 42,978 | 42,978 | 41,340 | (1,638) |
| State education subsidy | - | 20,387 | 20,387 | - |
| Local road assistance | 35,000 | 35,000 | 37,368 | 2,368 |
| Other | 34,727 | 66,393 | 68,342 | 1,949 |
| Charges for services | 26,960 | 26,960 | 36,490 | 9,530 |
| Interest on taxes | 17,000 | 17,000 | 14,028 | (2,972) |
| Interest income | 6,000 | 6,000 | 9,906 | 3,906 |
| Miscellaneous revenues | - | - | 21,316 | 21,316 |
| Transfers from other funds | - | - | - | - |
| Amounts Available for Appropriation | <u>5,074,064</u> | <u>5,126,117</u> | <u>5,179,033</u> | <u>52,916</u> |
| Charges to Appropriations (Outflows): | | | | |
| General government | 395,707 | 395,707 | 328,175 | 67,532 |
| Public safety | 168,513 | 168,513 | 167,962 | 551 |
| Health and welfare | 108,780 | 108,780 | 106,961 | 1,819 |
| Public works | 280,516 | 280,516 | 262,952 | 17,564 |
| County tax | 343,044 | 343,044 | 343,043 | 1 |
| Education | 2,866,925 | 2,962,539 | 2,904,986 | 57,553 |
| Debt service: | | | | |
| Principal | 211,986 | 211,986 | 211,986 | - |
| Interest | 37,114 | 37,114 | 37,113 | 1 |
| Unclassified | 114,172 | 114,172 | 65,354 | 48,818 |
| Transfers to other funds | 247,990 | 247,990 | 247,990 | - |
| Total Charges to Appropriations | <u>4,774,747</u> | <u>4,870,361</u> | <u>4,676,522</u> | <u>193,839</u> |
| Budgetary Fund Balance, June 30 | <u>\$ 299,317</u> | <u>\$ 255,756</u> | <u>\$ 502,511</u> | <u>\$ 246,755</u> |
| Utilization of Restricted Fund Balance | <u>\$ -</u> | <u>\$ 43,561</u> | <u>\$ -</u> | <u>\$ (43,561)</u> |

See accompanying independent auditors' report and notes to financial statements.

SCHEDULE A

TOWN OF NEWCASTLE, MAINE

SCHEDULE OF DEPARTMENTAL OPERATIONS – GENERAL FUND
FOR THE YEAR ENDED JUNE 30, 2015

| | Original Budget | Budget Adjustments | Final Budget | Actual | Variance Positive (Negative) |
|--------------------------------|-----------------|--------------------|----------------|----------------|------------------------------|
| General government: | | | | | |
| Town admin/treasurer/tax coll. | \$ 63,000 | \$ - | \$ 63,000 | \$ 64,207 | \$ (1,207) |
| Town clerk/registrar | 36,421 | - | 36,421 | 37,121 | (700) |
| Deputies | 21,645 | - | 21,645 | 22,240 | (595) |
| Code enforcement | 10,000 | - | 10,000 | 6,785 | 3,215 |
| Selectmen | 7,500 | - | 7,500 | 7,500 | - |
| Assessing agent | 16,770 | - | 16,770 | 16,555 | 215 |
| Town owned buildings | 27,294 | - | 27,294 | 29,246 | (1,952) |
| Planning board | 61,100 | - | 61,100 | 956 | 60,144 |
| Election workers | 600 | - | 600 | 739 | (139) |
| Recording secretary | 1,200 | - | 1,200 | 1,314 | (114) |
| Insurance | 31,715 | - | 31,715 | 30,134 | 1,581 |
| Fringe benefits | 39,980 | - | 39,980 | 35,605 | 4,375 |
| Legal fees | 22,000 | - | 22,000 | 26,109 | (4,109) |
| Other administration | 56,482 | - | 56,482 | 49,664 | 6,818 |
| | <u>395,707</u> | <u>-</u> | <u>395,707</u> | <u>328,175</u> | <u>67,532</u> |
| Health and welfare: | | | | | |
| Septic waste contract | 2,300 | - | 2,300 | 2,300 | - |
| Transfer Station | 101,480 | - | 101,480 | 103,943 | (2,463) |
| General assistance | 5,000 | - | 5,000 | 718 | 4,282 |
| | <u>108,780</u> | <u>-</u> | <u>108,780</u> | <u>106,961</u> | <u>1,819</u> |
| Public works: | | | | | |
| Snow removal | 245,516 | - | 245,516 | 251,130 | (5,614) |
| Roads maintenance | 35,000 | - | 35,000 | 11,822 | 23,178 |
| | <u>280,516</u> | <u>-</u> | <u>280,516</u> | <u>262,952</u> | <u>17,564</u> |

SCHEDULE A (CONTINUED)

TOWN OF NEWCASTLE, MAINE

SCHEDULE OF DEPARTMENTAL OPERATIONS – GENERAL FUND
FOR THE YEAR ENDED JUNE 30, 2015

| | Original Budget | Budget Adjustments | Final Budget | Actual | Variance Positive (Negative) |
|------------------------|-----------------|--------------------|----------------|----------------|------------------------------|
| Public safety: | | | | | |
| Fire chief | 38,740 | - | 38,740 | 39,487 | (747) |
| Officers' salary | 2,960 | - | 2,960 | 3,052 | (92) |
| Firemen / call pay | 14,580 | - | 14,580 | 13,691 | 889 |
| Fringe benefits | 8,000 | - | 8,000 | 8,346 | (346) |
| Phones | 2,700 | - | 2,700 | 2,557 | 143 |
| S.C.B.A. | 4,290 | - | 4,290 | 3,354 | 936 |
| Communications | 2,200 | - | 2,200 | 2,564 | (364) |
| Training | 3,000 | - | 3,000 | 2,915 | 85 |
| Dry hydrant | 550 | - | 550 | - | 550 |
| New equipment | 4,500 | - | 4,500 | 5,111 | (611) |
| Vehicle maintenance | 5,500 | - | 5,500 | 7,068 | (1,568) |
| Turn out gear | 3,000 | - | 3,000 | 2,835 | 165 |
| Admin | 4,560 | - | 4,560 | 5,409 | (849) |
| Vehicles/gas and oil | 9,000 | - | 9,000 | 7,111 | 1,889 |
| Animal control officer | 5,000 | - | 5,000 | 5,000 | - |
| Protection | 4,625 | - | 4,625 | 4,161 | 464 |
| Hydrants | 46,968 | - | 46,968 | 46,974 | (6) |
| Street lights | 7,390 | - | 7,390 | 7,377 | 13 |
| Emergency management | 850 | - | 850 | 850 | - |
| Health officer | 100 | - | 100 | 100 | - |
| | <u>168,513</u> | <u>-</u> | <u>168,513</u> | <u>167,962</u> | <u>551</u> |
| County tax | 343,044 | - | 343,044 | 343,043 | 1 |

SCHEDULE A (CONTINUED)

TOWN OF NEWCASTLE, MAINE

SCHEDULE OF DEPARTMENTAL OPERATIONS – GENERAL FUND
FOR THE YEAR ENDED JUNE 30, 2015

| | Original Budget | Budget Adjustments | Final Budget | Actual | Variance Positive (Negative) |
|-------------------------------|---------------------|--------------------|---------------------|---------------------|------------------------------|
| Education: | | | | | |
| Elementary education | 1,868,441 | - | 1,868,441 | 1,868,441 | - |
| Secondary education | 992,082 | 95,614 | 1,087,696 | 1,030,143 | 57,553 |
| Adult ed | 6,402 | - | 6,402 | 6,402 | - |
| | <u>2,866,925</u> | <u>95,614</u> | <u>2,962,539</u> | <u>2,904,986</u> | <u>57,553</u> |
| Debt Service: | | | | | |
| Principal | 211,986 | - | 211,986 | 211,986 | - |
| Interest | 37,114 | - | 37,114 | 37,113 | 1 |
| | <u>249,100</u> | <u>-</u> | <u>249,100</u> | <u>249,099</u> | <u>1</u> |
| Unclassified: | | | | | |
| Cemeteries | 16,960 | - | 16,960 | 15,233 | 1,727 |
| Park | 850 | - | 850 | 427 | 423 |
| Not for profit and other orgs | 36,114 | - | 36,114 | 36,114 | - |
| Abatements | 5,000 | - | 5,000 | - | 5,000 |
| Overlay | 55,248 | - | 55,248 | 13,580 | 41,668 |
| | <u>114,172</u> | <u>-</u> | <u>114,172</u> | <u>65,354</u> | <u>48,818</u> |
| Transfers: | | | | | |
| Special revenue funds | 106,140 | - | 106,140 | 106,140 | - |
| Capital project funds | 141,850 | - | 141,850 | 141,850 | - |
| | <u>247,990</u> | <u>-</u> | <u>247,990</u> | <u>247,990</u> | <u>-</u> |
| Total Expenditures | <u>\$ 4,774,747</u> | <u>\$ 95,614</u> | <u>\$ 4,870,361</u> | <u>\$ 4,676,522</u> | <u>\$ 193,839</u> |

TOWN OF NEWCASTLE, MAINE

COMBINING SCHEDULE OF REVENUES, EXPENDITURES AND CHANGES IN
 FUND BALANCES – NONMAJOR GOVERNMENTAL FUNDS
 FOR THE YEAR ENDED JUNE 30, 2015

| | Special Revenue Funds | Capital Projects Funds | Permanent Funds | Total Nonmajor Governmental Funds |
|---|-----------------------------|------------------------------|--------------------|---|
| REVENUES | | | | |
| Investment income, net of unrealized gains/(losses) | \$ - | \$ (587) | \$ (7,715) | \$ (8,302) |
| Interest income | 11 | - | - | 11 |
| Other | 5,581 | 950 | 2,500 | 9,031 |
| TOTAL REVENUES | 5,592 | 363 | (5,215) | 740 |
| EXPENDITURES | | | | |
| Capital outlay | 9,100 | 140,000 | - | 149,100 |
| Other | 110,738 | 69,792 | 31,782 | 212,312 |
| EXPENDITURES | 119,838 | 209,792 | 31,782 | 361,412 |
| EXCESS OF REVENUES OVER (UNDER) EXPENDITURES | (114,246) | (209,429) | (36,997) | (360,672) |
| OTHER FINANCING SOURCES (USES) | | | | |
| Transfers In | 106,140 | 141,850 | - | 247,990 |
| Transfers (Out) | - | - | - | - |
| TOTAL OTHER FINANCING SOURCES (USES) | 106,140 | 141,850 | - | 247,990 |
| NET CHANGE IN FUND BALANCES | (8,106) | (67,579) | (36,997) | (112,682) |
| FUND BALANCES - JULY 1 | 37,878 | 172,465 | 169,749 | 380,092 |
| FUND BALANCES - JUNE 30 | \$ 29,772 | \$ 104,886 | \$ 132,752 | \$ 267,410 |

See accompanying independent auditors' report and notes to financial statements.

SCHEDULE F

TOWN OF NEWCASTLE, MAINE

COMBINING BALANCE SHEET – NONMAJOR CAPITAL PROJECTS FUNDS
JUNE 30, 2015

| | Conservation Town Forest | Road Reserve | Allewives Reserve | Park Reserve | Public Works Equipment Reserve | Playground Reserve | Totals |
|--|-----------------------------|------------------|----------------------|-----------------|--------------------------------------|-----------------------|-------------------|
| ASSETS | | | | | | | |
| Cash and cash equivalents | \$ 6,783 | \$ - | \$ 31,323 | \$ - | \$ - | \$ - | \$ 38,106 |
| Investments | 8,737 | - | - | - | - | - | 8,737 |
| Due from other funds | - | 44,541 | - | 900 | 15,000 | 2,250 | 62,691 |
| TOTAL ASSETS | <u>\$ 15,520</u> | <u>\$ 44,541</u> | <u>\$ 31,323</u> | <u>\$ 900</u> | <u>\$ 15,000</u> | <u>\$ 2,250</u> | <u>\$ 109,534</u> |
| LIABILITIES | | | | | | | |
| Accounts payable | \$ - | \$ - | \$ - | \$ - | \$ - | \$ - | \$ - |
| Due to other funds | - | - | 4,648 | - | - | - | 4,648 |
| TOTAL LIABILITIES | <u>-</u> | <u>-</u> | <u>4,648</u> | <u>-</u> | <u>-</u> | <u>-</u> | <u>4,648</u> |
| FUND BALANCES | | | | | | | |
| Nonspendable | - | - | - | - | - | - | - |
| Restricted | - | - | - | - | - | - | - |
| Committed | - | 44,541 | - | 900 | 15,000 | 2,250 | 62,691 |
| Assigned | 15,520 | - | 26,675 | - | - | - | 42,195 |
| Unassigned | - | - | - | - | - | - | - |
| TOTAL FUND BALANCES | <u>15,520</u> | <u>44,541</u> | <u>26,675</u> | <u>900</u> | <u>15,000</u> | <u>2,250</u> | <u>104,886</u> |
| TOTAL LIABILITIES AND FUND BALANCES | <u>\$ 15,520</u> | <u>\$ 44,541</u> | <u>\$ 31,323</u> | <u>\$ 900</u> | <u>\$ 15,000</u> | <u>\$ 2,250</u> | <u>\$ 109,534</u> |

See accompanying independent auditors' report and notes to financial statements.

Tax Collector's Report

UNPAID 2015 TAXES — 3/31/2016

| | | | |
|--------------------------------|----------|---------------------------------|----------|
| 44 DEGREES NORTH, LLC | 817.66 | BRYANT, PAUL L. & | |
| 44 DEGREES NORTH, LLC | 6.32 | FREY, SYLVIA E. | 27.08 |
| ALDEN, RAYMOND SR. & | | BRYANT, PAUL L.; FREY, K. & J.; | |
| Laurie | 2,781.51 | ET AL | 1,765.29 |
| ANDERSON, DENNIS & | | CAMPBELL, NEILAND N. | 259.92 |
| Christine | 7,321.08 | CARLSON, MATTHEW & | |
| ANDERSON, THEODORE (LE) | 958.46 | CHARLINDA | 2,699.38 |
| ANDREWS, MALCOLM & PAMELA J.; | | CARROLL, JOHN O. JR. | 91.15 |
| MANOWSKI, KRISTIN N. | 3,689.42 | CARROLL, JOHN O. JR. | 1,215.67 |
| ANGELL, CHARLES FRANKLIN & | | CARROLL, JOHN O., JR. | 1,206.64 |
| CHARLES FRANCIS | 1,138.95 | CARVER, ELEANORE | 1,686.77 |
| BAILEY, DAVID & SYLVIA | 3,140.70 | CASH, RICHARD M & LORI | 296.02 |
| BAKER, BRUCE & ELIZABETH | 3,151.53 | CASH, RICHARD M. | 2,304.91 |
| BARBA, NANCY | 70.40 | CHANDLER, KARL V. & JYL T. | 2,229.17 |
| BARBERICH, TIMOTHY J. & | | CHAPMAN, HEATHER | 1,481.00 |
| GEBRIAN, EILEEN P. | 2,610.03 | CHASE, HOLLY, HEATHER & | |
| BARBERICH, TIMOTHY J. & | | AUGUSTUS | 349.27 |
| GEBRIAN, EILEEN P. | 161.55 | CLARK, GORDON M. | 243.68 |
| BARNES, DEBORAH | 949.43 | CLARK, GORDON M. | 1,113.69 |
| BARTLETT, LAWRENCE A | 240.06 | COFFIN, GARRETT S. | 4,895.16 |
| BARTLETT, LAWRENCE A. | 1,476.49 | COLE, RAYMOND E. | 1,536.96 |
| BARTON, DEIDRE | 865.50 | CREAMER, ROSE M. | 1,181.37 |
| BARTON, SUSAN & | | CROWELL, DAVID A. | 2,897.03 |
| HOUGHTON, PAULA | 3,158.75 | CUNNINGHAM, VIRGINIA, | |
| BATHE, INGRID | 379.05 | PAULA & JULIE; TRUSTEES | 123.01 |
| BEAVIS, ERIC A. | 1,839.30 | CURLEWIS, IAN | 1,052.32 |
| BEGIN, L. DAVID | 2,265.28 | CURLEWIS, IAN | 1,010.80 |
| BELLEFLEUR, RAYMOND L. & | | CURLEWIS, IAN | 530.67 |
| JULIE A. | 1,620.89 | CURRAN, JANICE E. | 1,579.37 |
| BERGMAN, LARRY V.; TRUSTEE | 1.81 | CUSHING, KERRY A. & | |
| BERKOWITZ, GLEN A. | 770.73 | CHESKA, KATHLEEN J. | 1,742.73 |
| BERRY, DONNA | 1,388.05 | DAIUTE, MARK H. & SHERYL L. | 3,595.56 |
| BILLINGS, PHYLLIS C.; HEIRS OF | 1,931.35 | DAIUTE, MARK H. & SHERYL L. | 693.12 |
| BILLINGS, STANLEY C. | 902.50 | DAMIAN, JOHN G. | 779.76 |
| BLAIR, JONATHAN H | 1,822.53 | DARDIS, EDWARD G. | 3,268.86 |
| BLASHKE, EDWARD J. & | | DARDIS, EDWARD G. | 389.88 |
| DAINS, LYNN B. | 569.48 | DARDIS, LEIDA P. | 2.35 |
| BOLINT, SETH S. | 436.81 | DARDIS, MARGARET M.; | |
| BONPASSE, MORRISON | 3,029.69 | DEWISEES OF | 113.72 |
| BROOK, KELLY P. | 14.44 | DAVIS, TRACYE | 2,968.32 |
| BROOKS, JOHN E. & SUSAN C. | 2,884.39 | DAVISON-JENKINS, SARAH | 6,887.88 |
| | | DAVISON-JENKINS, SARAH | 931.38 |

TOWN OF NEWCASTLE

55

| | | | |
|--|----------|---|----------|
| DEGARMO, SHERBURNE P. & BARBARA J.; TRUSTEES | 1,993.62 | GLENDINNING, TOR & WINKLE, AMY R. | 1,175.96 |
| DENRAY, LLC | 3,108.21 | GLIDDEN, MARIAN, TRUSTEE | 2,246.32 |
| DERUITER, NORMAN H., JR. | 1,780.63 | GREGORY, SHAWN S. & NELSON, DERILYN C. | 4,156.92 |
| DERUITER, NORMAN H., JR. | 305.86 | GROVER, ROBERT & EVELYN | 1,583.89 |
| DERUITER, NORMAN H., JR. | 303.24 | HACKETT, E.A. & | 479.35 |
| DEXTER, ARTHUR A.; TRUSTEE | 1,443.10 | HAGAR, CINDY REED | 2,962.01 |
| DICHTER, MEGAN K. & HENNING, LARS O. | 2,027.92 | HALVERSON, RICHARD D. & SALLY | 2,874.93 |
| DINSMORE, LISA | 1,295.99 | HAMLIN, ROBERT & DEBORAH E. | 3,521.56 |
| DODGE, EDWARD T. & KIMBERLY H. | 817.67 | HANLEY, TIMOTHY & LORI P. | 712.97 |
| DOHERTY, CHRISTOPHER C. | 2,703.89 | HASSAN, MILLARD & SANDRA J. | 1,776.12 |
| DONOVAN, BRENDA J. | 3,752.59 | HEALY, TIMOTHY M. | 332.12 |
| DUMONT, THEODORE J. | 1,328.48 | HEALY, TIMOTHY M. & LINDA C. | 316.77 |
| DWYER, GLENN | 3,048.65 | HEALY, TIMOTHY M. & LINDA C. | 1,166.93 |
| DYER RIVER ASSOCIATES | 58.66 | HENTZ, WILLIAM K. & MICHELLE R. | 1,078.64 |
| ECCLESTON, FREDERICK & MARY | 2,567.61 | HERVOCHON, GEORGE F. III & KATHLEEN A. | 3,727.33 |
| EDELSTEIN, MONTE & KAREN | 1,753.56 | HIDU, JAMES D. & DEBORAH B. | 1,560.42 |
| EDGERLY, PETER D. | 1,425.95 | HIDU, JAMES D. & DEBORAH B. | 2,898.83 |
| EDMUNDS, HANNAH | 565.86 | HILTON, BRENDA B. | 341.14 |
| ESTEY, JAMES & VICKI | 3,250.81 | HILTON, BRENDA B. | 121.84 |
| FAKE, THOMAS & LORNA | 1,806.80 | HILTON, ELAINE G. | 107.40 |
| FARNSWORTH, EARL G. | 2,323.04 | HILTON, ELAYN | 2,860.92 |
| FEALY, ROBERT L.; TRUSTEE | 236.45 | HILTON, JOHN R. | 1,369.99 |
| FERGUSON, DUNCAN, TRUSTEE | 58.66 | HILTON, JOHN R. & BRENDA B. | 2,339.28 |
| FERRANTE, DAVID J. | 1,850.13 | HILTON, JOHN R. & BRENDA B. | 280.68 |
| FORD, ROBIN & MARK | 1,976.48 | HINGSTON, SAMUEL R. & KIM L. | 4,812.13 |
| FORTIER, BERNICE M.; DEVISEES OF | 3,371.74 | HINGSTON, SAMUEL R. & KIM L. | 1,532.45 |
| FOWLER, DOUGLAS & RACHEL | 3,857.29 | HOFFMAN, MARK R. & JENNIE M. | 5,353.63 |
| FRALLICIARDI, FRANK R. & MICHELE | 2,829.34 | HOFFMAN, MARK. R & JENNIE M. | 1,075.78 |
| FREEMAN, GEORGE M. & FREEMAN, GEORGE M. & BRALOVSKAYA, TATIANA | 6,297.65 | HOLBROOK, CHARLES M. & BARBARA | 0.32 |
| FREY, R. BENJAMIN & JENSEN-STARR, DANCER | 1,562.23 | HOLME, CHRISTOPHER B.; TRUSTEE | 3,915.05 |
| GAGNON, ADAM & MICHELLE | 651.01 | HOMAN, JOHN W. & MARY E. | 1,633.53 |
| GALLAGHER, JOSEPH C. & CAROLE M. | 1,280.85 | HOUSE, VICKIE G. | 85.41 |
| GAUDET, LORENZO | 3.61 | HULSIZER, AARON W. & ANASTASIA | 6.21 |
| GIFFORD, JOSEPH L. JR. | 1,862.76 | | |
| GILBERT, JOHN & MELANEE O. | 2,765.26 | | |
| GILBERT, VALERIE M. | 2,584.76 | | |
| GILL, VALERIE | 2,203.90 | | |
| GLASIER, SUSAN E. | 1,157.01 | | |
| GLENDINNING, HELEN V. | 962.06 | | |

| | | | |
|--|----------|--|-----------|
| HUNT, ROBERT E. & KENDAL J., TRUSTEES | 2,392.53 | MCFARLAND, HARVEY W. & ELLEN M. | 2,131.70 |
| HUNTLEY, BRIAN D. | 1,545.98 | MCLELLAN, KIMBERLY B. | 3,433.11 |
| INNES, MICHAEL | 73.10 | MISIEWICZ, JANET C.; TRUSTEE | 2,185.85 |
| IORIO, LAURA | 709.36 | MONCURE, DIANA O | 3,394.30 |
| JANE, THOMAS C. | 622.70 | MOOK, WILLIAM H. & KAREN C. | 2,284.23 |
| JTC, LLC (NEWCASTLE INN) | 1,968.14 | MOORE, D. WAYNE & JOANNE V. | 27.08 |
| JUCHNIK, FRANK & CAROL | 2,536.93 | MORAN, THERESA M. | 126.05 |
| JULOANIA, INC. | 4,656.00 | MORGAN, TIMOTHY | 1,935.15 |
| KAPLAN, JOANN S. & CANNY, PAUL F. | 1,903.37 | MORSE, NAHUM | 1,297.80 |
| KEI (MAINE) POWER MANAGEMENT (IV) LLC | 4,798.59 | MUENCH, ANTHONY | 133.57 |
| KEI (MAINE) POWER MANAGEMENT (IV) LLC | 1,333.89 | MULLIS, TY M. & LISA M. | 376.96 |
| KRUK, LOUISE G. | 902.36 | MUNROE, WESTLEIGH | 2,241.81 |
| LANIGAN, CHARLES K. | 635.36 | NELSON, JOHN W. | 187.72 |
| LECK, DEREK | 2,632.59 | NEWCASTLE VENTURES, LLC | 11,485.22 |
| LEE, HENRY G. & KATHERINE C. | 2,817.61 | NICOLL, GORDON & MARY E | 797.81 |
| LEE, HENRY G. & KATHERINE C. | 4,705.64 | NORWALK, JAY | 4,366.30 |
| LEE, WHITNEY F. & COURTNEY B. | 3,110.02 | OKIE, JOHN S., HEIRS OF | 2,911.46 |
| LEE, WHITNEY; TRUSTEE | 4,877.11 | OKIE, W. T. III | 273.46 |
| LEEMAN, DAVID M. & TAMMY N. | 1,062.46 | OKIE, WILLIAM T. III, CAMERON D, SUZANNA M. | 481.03 |
| LIBBY, DONDRA (LE) | 1,958.43 | OLIVER, ERNEST A. & MARY A. | 1,286.96 |
| LIBBY, HARLOW J. JR. | 1,379.02 | OWEN, ERIC | 3.37 |
| LIBBY, VIVIAN C. | 1,783.34 | PARKER, CAROLYN | 2,675.01 |
| LIBBY, VIVIAN C. (cottage) | 5,389.73 | PARLIN, ERIC M. & DWENDYANN M. | 1,727.39 |
| LIZOTTE, KATHERINE A. & PATRICK J. | 2,638.91 | PARMENTER, RICHARD & LUCINDA H. | 1,835.68 |
| LORING, SARAH L. & IKARD, WILLIAM M. C. | 1,412.41 | PARSONS, NEIL L. JR. | 96.57 |
| LORING, SARAH L. & IKARD, WILLIAM M. C. | 50.54 | PARSONS, NEIL L. JR. | 197.65 |
| LUDWIG, DOUGLAS | 3,303.15 | PARSONS, NEIL L. JR. | 105.59 |
| LUDWIG, JANE | 471.10 | PAUL, HOLLIE | 671.46 |
| LYNDAKER, LUKE & AMY | 2,230.08 | PEASLEE, GUY F. | 311.36 |
| LYNDAKER, LUKE & AMY | 1,230.11 | PENDLETON, JULIE | 2,633.73 |
| MACK, DOUGLAS S. | 2,117.41 | PERCE, ROBERT M. III & CHRISTY M. | 1,229.81 |
| MALONEY, LYNN P. & DONALD A. | 140.79 | PERRELLO, DONALD | 1,518.01 |
| MANAHAN, BRYAN & LEVINE, CARRIE | 3,074.82 | PHILBRICK, ELAINE B. | 1,930.45 |
| MANZO, MICHAEL G. | 99.27 | PIONTKOWSKI, CARL F.; | 5,002.19 |
| MATHEWS, SHARON P. | 2,891.61 | DEVISEES OF | 1,934.96 |
| MCCARTHY, THOMAS M. & DIANE N. | 6,355.55 | PIONTKOWSKI, CARL F.; | 1,649.77 |
| MCCLURE, JULIA | 203.97 | DEVISEES OF | 4,046.81 |
| MCELROY, LOWELL & GERALDINE | 30.00 | PIONTKOWSKI, CARL F.; | 768.93 |
| | | DEVISEES OF | |

TOWN OF NEWCASTLE

57

| | | | |
|--|----------|---|-------------------|
| PIONTKOWSKI, CARL F.; DEWISEES OF | 299.63 | SPROUL'S FURNITURE, INC | 3,489.97 |
| PLOURDE, ROBERT S. & LYNNE M. | 3,071.21 | STAFFORD, JOHN P. | 0.39 |
| PLUMMER, MARK L. | 2,837.46 | STEVENS, CASEY T. (SHOP) | 694.93 |
| POOLE, JAMES E. | 3,203.05 | STUDLEY, ROBERT | 92.06 |
| POWNING, DAVID G | 1,694.89 | SULLIVAN, SR., JEFFERY S. | 411.54 |
| PRINCE, THOMAS | 620.33 | SUTHERBURG, TERRANCE J., JR. | 649.80 |
| QUINLAN, ALICE D. | 1,035.17 | SUTHERLAND, DIANE | 2,906.95 |
| QUIRION, ARLENE | 1,429.56 | TAYLOR, JAMES E. | 1,626.31 |
| RAMSDELL, BERNARD C. & DANA V. | 2,394.33 | THE STANDARD OF NEWCASTLE, LLC | 13,857.64 |
| RAMSDELL, DANA | 208.48 | THOMPSON, WILLIAM M. ("Gatehouse") | 2,556.78 |
| READINGER, CHARLES J. & GALLUP, MARY LOU | 902.50 | TOWNSEND, PATRICIA E., DEWISEES OF | 14.44 |
| REED, JACKLYN D. | 387.18 | TOWNSEND, PATRICIA E., DEWISEES OF | 1,371.80 |
| ROBB, SONDRRA T. & NEWMAN, MATTHEW H.; TRUSTEES | 2,778.80 | TWIN VILLAGE, LLC. | 687.71 |
| ROSKOP, DIANE | 981.02 | UBEROI, LAURA J. H.; TRUSTEE | 223.82 |
| RUSSELL, DONNA L. & SANTA CRUZ, GEORGE | 356.49 | UBEROI, LAURA J. H.; TTEE | 2,464.69 |
| SANDNER, JEFFREY R & BRENDA | 48.74 | UBEROI, LAURA J. H.; TRUSTEE | 16.24 |
| SANDNER, JEFFREY R & BRENDA | 6,023.29 | UBEROI, LAURA J. H.; TRUSTEE | 618.21 |
| SANDNER, JEFFREY R & BRENDA | 451.25 | URSOY, JOSEPH J. & PAULA L. | 4,306.73 |
| SCANLAN, CHRISTOPHER | 1,762.58 | VOGT, EUGENE F. & LYNN M. | 1,263.50 |
| SCHUMACHER, JOHN M. | 4,797.69 | VYHNAK, JAROMIR | 1,479.20 |
| SCHUMACHER, JOHN M. | 2,097.41 | WAJER, CHRISTOPHER J & CHRISTINE | 2,192.17 |
| SEIBEL, ROY E. JR. | 4,053.02 | WALTZ, FRANK & KATHLEEN | 0.06 |
| SEIGARS, JAMES L.; HEIRS OF | 1,072.56 | WANKMULLER, EILEEN ANN | 2,604.61 |
| SEIGARS, THOMAS W. & BRAWN, REBECCA E. | 851.96 | WATLING, LESLIE & RIESER, ALISON | 3,147.02 |
| SHADIS, PATRICIA V. | 4,443.91 | WEINRICH, JOHN R. & SANDRA G. | 1,694.89 |
| SHEEPSCOT PROPERTIES, LLC c/o PATRICK BOUCHER | 5,590.08 | WEISS, DAVID R., TRUSTEE | 4,781.44 |
| SHEEPSCOT RIVER SHORES COMM LOT | 24.37 | WELCH, BARBARA & DELVECCHIO, JOHN | 2,443.07 |
| SHIELDS, HELEN M. | 3.75 | WELCH, CHRISTINE | 4,768.81 |
| SIDELINGER, DAVID | 895.28 | WELCH, CHRISTINE & PARISE, MERLE | 1,227.40 |
| SIDELINGER, SALLIE | 1,131.73 | WEOALOT, LLC | 1,803.19 |
| SMITH, KIMBERLY | 1,999.94 | WILSHIRE, TAYLOR G. | 573.78 |
| SOMOZA, PAUL & KATHRYN A. | 2,332.96 | WILSON, ROGER L. & TERRILL, GWENN L. | 2,074.03 |
| SPEAR, CHRISTOPHER P. | 461.68 | WING, GREGORY R. | 574.89 |
| SPEERS, GARY G. & JUDY F. | 299.63 | WOODBURY, FREDERICK R. | 274.12 |
| SPINNEY, GEORGE R. JR. & CATHY | 36.10 | YOUNG, JONATHAN | 3,471.02 |
| SPRAGUE, LEAH W. | 775.25 | ZAMPA, ANTHONY W. | 3,026.99 |
| SPROUL, HEIDI & KOPYTNIK, DMITRIY | 296.02 | | 522,469.63 |

Unpaid 2014 Liens as of March 31, 2016

| | | | |
|--|----------|---------------------------------------|-------------------|
| ALDEN, RAYMOND SR. & LAURIE | 2,672.64 | HAMLIN, ROBERT & DEBORAH E. | 601.55 |
| ANDERSON, DENNIS & CHRISTINE | 128.20 | HINGSTON, SAMUEL R. & KIM L. | 4,630.14 |
| ANDERSON, THEODORE (LE) | 922.20 | HINGSTON, SAMUEL R. & KIM L. | 1,477.26 |
| BARTON, SUSAN & HOUGHTON, PAULA | 3,045.00 | LANIGAN, CHARLES K. T.A. | 612.48 |
| BILLINGS, PHYLLIS C.; HEIRS OF | 1,861.80 | LIBBY, DONDRA (LE) | 1,879.20 |
| BILLINGS, STANLEY C. | 435.00 | LIBBY, VIVIAN C. | 1,330.33 |
| BROOKS, JOHN E. & SUSAN C. | 2,771.82 | LIBBY, VIVIAN C. (cottage) | 4,937.05 |
| COFFIN, GARRETT S. | 4,718.88 | LIZOTTE, KATHERINE A. & PATRICK J. | 2,543.88 |
| CURLEWIS, IAN T.A. | 1,014.42 | LUDWIG, DOUGLAS | 5,249.58 |
| CURLEWIS, IAN T.A. | 974.40 | MCLELLAN, KIMBERLY B. | 3,300.78 |
| CURLEWIS, IAN T.A. | 511.56 | MORSE, NAHUM | 1,251.06 |
| DAIUTE, MARK H. & SHERYL L. | 3,457.38 | NEWCASTLE VENTURES, LLC | 10,127.70 |
| DAIUTE, MARK H. & SHERYL L. | 668.16 | NICOLL, GORDON & MARY E | 769.08 |
| DAVISON-JENKINS, SARAH | 6,474.54 | SANDNER, JEFFREY R & BRENDA | 46.98 |
| DAVISON-JENKINS, SARAH | 897.84 | SANDNER, JEFFREY R & BRENDA | 5,797.68 |
| DOHERTY, CHRISTOPHER C. | 1,184.32 | SANDNER, JEFFREY R & BRENDA | 435.00 |
| DWYER, GLENN | 2,882.56 | SCHUMACHER, JOHN M. | 4,624.92 |
| EDGERLY, PETER D. | 62.82 | SCHUMACHER, JOHN M. | 2,021.88 |
| ESTEY, JAMES & VICKI | 3,125.04 | SIDELINGER, DAVID | 854.34 |
| FARNSWORTH, EARL G. | 2,230.68 | SULLIVAN, SR., JEFFERY S. | 396.72 |
| FERRANTE, DAVID J. | 1,371.08 | TAYLOR, JAMES E. | 1,567.74 |
| FORTIER, BERNICE M.; DEVISEES OF | 3,250.32 | URSOY, JOSEPH J. & PAULA L. | 4,151.64 |
| FOWLER, DOUGLAS & RACHEL | 3,709.68 | YOUNG, JONATHAN | 3,502.62 |
| FREEMAN, GEORGE M. & FREEMAN, GEORGE M. & BRALOVSKAYA, TATIANA | 572.46 | ZAMPA, ANTHONY W. | 2,917.98 |
| GIFFORD, JOSEPH L. JR. | 1,786.98 | BANKRUPTCY CASE T.A. | 1,766.10 |
| GLASIER, SUSAN E. | 1,106.64 | | 128,588.13 |
| GREGORY, SHAWN S. & NELSON, DERILY C. | 3,895.86 | TA= Tax Acquired | |

Unpaid Personal Property as of March 31, 2016

| | | | |
|---------------------------|-----------------|-----------------------------|-----------------|
| 2008 | | 2015 | |
| FOWLER EXCAVATION | 1,156.00 | AREA ELECTROLOGIST | 9.03 |
| NELSON, RAOUL | <u>66.64</u> | BRINKLER, MICHAEL J. | 27.08 |
| | 1,222.64 | COLBY AUTO CENTER | 109.02 |
| 2009 | | FOWLER EXCAVATION | 857.38 |
| FOWLER EXCAVATION | <u>1,241.00</u> | KEI (MAINE) POWER | |
| | 1,241.00 | MANAGEMENT (IV) | 2,403.36 |
| 2010 | | MAINE INDUSTRIAL | 81.22 |
| FOWLER, EXCAVATION | <u>1,287.00</u> | MCFARLAND, ELLEN | 79.42 |
| | 1,287.00 | MIKE'S PLACE | 34.30 |
| 2011 | | POSTAL CENTER USA | 46.36 |
| FOWLER EXCAVATION | <u>1,287.00</u> | SANDNER, JEFFREY & | |
| | 1,287.00 | BRENDA dba | 361.00 |
| 2012 | | SEIBEL, JR., ROY E | 293.45 |
| FOWLER EXCAVATION | 1,415.50 | SHADIS, PATRICIA LAW OFFICE | 43.30 |
| SANDNER, JEFFREY & BRENDA | <u>298.00</u> | SPROUL'S FURNITURE STORE | 3.61 |
| | 1,713.50 | TRUE NORTH SURVEYING | |
| 2013 | | SERVICES | <u>46.93</u> |
| BREWER, DWIGHT | 38.16 | | 4,395.46 |
| FOWLER EXCAVATION | 755.25 | | |
| SANDNER, JEFFREY & BRENDA | <u>318.00</u> | | |
| | 1,111.41 | | |
| 2014 | | | |
| FOWLER EXCAVATION | 826.50 | | |
| SANDNER, JEFFREY & | | | |
| BRENDA dba | <u>348.00</u> | | |
| | 1,174.50 | | |

Town Clerk's Report

2015 BIRTHS - Our Newest Residents - 16 Recorded Births

Number and Location of Births

1 - Augusta; 3 - Brunswick; 9 - Damariscotta;
1 - Lewiston; 2 - Portland

2015 MARRIAGES - Our Newest Couples - 14 Recorded Marriages

| <u>Couple</u> | <u>Date of Marriage</u> |
|---|-------------------------|
| Higgins, Justin M./Alcocer, Miriam M. | 2/21/2015 |
| Giambrone, Susan L./Bent, Mark S. | 3/21/2015 |
| McFarland, Stacy E./Dillon, Anthony N. | 6/7/2015 |
| Jensen, John/Motylewski, Ariane | 6/12/2015 |
| Corscaden, Patricia/Magrogan, Francis | 6/27/2015 |
| Napolitan, Katrina Jo/Kelly, Jeffrey R. | 7/25/2015 |
| Hull, Margaret Atherton/Quenell, Gregory Tyler | 9/5/2015 |
| Doe, Mark Lincoln/Jones, Tara Ann | 9/19/2015 |
| Macauley, Eileen Virginia/Buck, Jimmie Kenneth | 10/8/2015 |
| Creamer, Cameron Michael/Sykes, Larissa Asylyn | 10/17/2015 |
| Crowther, Brad Andrew/Drown, Coreen Mary | 9/12/2015 |
| Bancroft, Elizabeth/Gallagher, Shawn | 10/31/2015 |
| Barbor, Amanda/Brown, Cody | 11/13/2015 |
| Kopytnik, Dmitriy Moisevitch/Sproul, Heidi Anne | 12/20/2015 |

2015 DEATHS - Our Losses - 30 Deaths Recorded

| <u>Name</u> | <u>Age</u> | <u>Location</u> | <u>Date</u> |
|-------------------------------|------------|-----------------|-------------|
| Bellefleur, Solime Liebit Jr. | 84 | Bath | 06/27/2015 |
| Bishop, Phyllis | 79 | Newcastle | 09/03/2015 |
| Brook, Kelly P. | 80 | Brunswick | 09/16/2015 |
| Caldwell, Elizabeth K. | 87 | Newcastle | 07/22/2015 |
| Campbell, Talbot W. Sr. | 80 | Portland | 06/21/2015 |
| Cunningham, Gertrude Eugenia | 90 | Damariscotta | 06/08/2015 |
| Dardis, Margaret Louise | 95 | Newcastle | 04/05/2015 |
| Davison-Jenkins, Sarah T. | 47 | Lewiston | 01/09/2015 |
| Fischer, Janice M. | 96 | Newcastle | 07/14/2015 |

TOWN OF NEWCASTLE

61

| | | | |
|---------------------------|----|--------------|------------|
| Garcia, Joseph D. | 81 | Brunswick | 08/27/2015 |
| Gill, Valerie M. | 84 | Damariscotta | 11/11/2015 |
| Gregg, Thomas L. | 80 | Portland | 04/12/2015 |
| Hall, Charles N. | 99 | Newcastle | 05/13/2015 |
| Hart, Josephine F. | 91 | Newcastle | 02/05/2015 |
| Hilton, Vivianne Ardelle | 66 | Newcastle | 08/08/2015 |
| Irmischer, Barbara | 91 | Newcastle | 03/12/2015 |
| Keller, Ross S. | 92 | Newcastle | 11/20/2015 |
| Kerber, Zana Marian | 91 | Freeport | 05/03/2015 |
| Little, Lewis Allen | 88 | Newcastle | 09/01/2015 |
| Ludwig, Grace Elizabeth | 92 | Newcastle | 10/06/2015 |
| Mills, Laura Hall | 87 | Newcastle | 12/04/2015 |
| Mullin, David Michael | 83 | Newcastle | 06/18/2015 |
| Najim, Jane H | 63 | Newcastle | 09/05/2015 |
| Petrillo, Michael Anthony | 63 | Lewiston | 10/04/2015 |
| Royal, Ronald David | 78 | Newcastle | 07/15/2015 |
| Santos, Michael Thomas | 67 | Newcastle | 01/16/2015 |
| Schollard, Robert Joseph | 77 | Newcastle | 09/25/2015 |
| Shorey, Walter Clarence | 87 | Newcastle | 04/09/2015 |
| Van Dine, Norman | 92 | Damariscotta | 08/26/2015 |
| Vyhnak, Jaromir Method | 85 | Newcastle | 09/22/2015 |

Twin Villages Public Works Department

FY 2015 Annual Report

July 1, 2014 – June 30, 2015

To the citizens of Newcastle,

I would like to thank the citizens of the Towns of Newcastle, the Staff and the Boards of Selectmen for their past support of the now defunct Twin Villages Public Works (TVPW) Department. The TVPW, which had been created by an InterLocal Agreement between Damariscotta and Newcastle, existed for 4 years and 4 months. The Agreement, which has now been terminated by Damariscotta, allowed for the cost sharing of the TVPW Department expenses but maintained the autonomy for each Town's capital and maintenance expenses. This innovative approach to managing the assets of the Towns had proven to be a very cost effective endeavor.

The TVPW Department had been replacing cross culverts and driveway culverts in various parts of Town. The efforts had included replacing failed culverts and performing road side ditching and road shoulder work to maintain the integrity of our Town's road infrastructure. This past year (FY2015), the Department had replaced culverts on North Newcastle Road, Cochran Road, Happy Valley Road, Hassan Ave., West Old County Road and Timber Lane. We had developed a road surface maintenance program which would have allowed for a systematic approach to maintaining all of the Town's roads.

The TVPW Department, with the support of the Board of Selectmen, entered into a lease for the JCB Mini-Excavator which gave us 24/7/365 day access to this most crucial piece of equipment allowing us to accomplish our work. The Town now owns this piece of equipment along with a Case Backhoe (and attachments), a York Road Rake and miscellaneous hand tools. These assets will be disposed of to help fund future road work.

The TVPW Department had also cut back brush and trees on many of our Town's roads and cleaned out and re-ditched the road shoulders to allow for positive drainage of storm water.

The TVPW Department annually re-graded and compacted seven miles of gravel roads in our Town, including East Old County Road, West Old County Road, Hassan Ave. (East), Hassan Ave. (West), North Dyer Neck Road, South Dyer Neck Road and Island Road. This service will now have to be contracted out.

The TVPW Department had again this year taken over the previously contracted service of street sweeping by use of a rented sweeper and had been able to sweep all Town roads where the previous contracted service only achieved the downtown areas. We removed and disposed of more than 100 cubic yards of winter sand, which extends the life of our roads and enhances the safe travel of our roads system. This increased level of service was one of the main focuses of the TVPW Department and this was accomplished without any increases in costs. This service will also have to be contracted out.

Additionally, this year the TVPW Department instituted a crack sealing program to extend the life of our most recently paved roads including sections of Academy Hill, Lynch Road, Cochran Road and Stonebridge Circle. This process ensures that storm water does not infiltrate the sub-grade of our roads and helps minimize heaving and road surface deterioration.

The TVPW Department had also dealt with spring and fall beaver problems that continue to persist on North Newcastle Road, Chase Farm Road, West Old County Road and East Old County Road. We had removed dams built in culverts, hired trappers to remove these rodents and have interfaced with the Department of Inland Fisheries and Wildlife to help eradicate these pesky creatures.

The TVPW Department had worked to maintain the cleanliness of the Twin Villages Business Areas and Waterfront Park throughout the spring, summer and fall. Additionally, the Department had striped the downtown area and municipal parking lot in the spring prior to tourist season. We also had mowed and weed whacked many areas throughout both Towns. The Department had supported the Pumpkinfest, Pirate Rendezvous and downtown parades with both traffic and trash control.

Additional community development projects which I have been responsible to oversee include the pavement shimming of North

Newcastle Road, the drainage improvements and the reclamation and paving of Cochran Road, the reclamation of Hillside and Happy Valley Roads, returning these failed pavement surfaces to gravel roads. I also assisted with the redevelopment of train service to our Town for FY 2015.

As of this writing, I am fulfilling a part time position as Road Commissioner and Superintendent of Roads, Buildings & Grounds in an effort to continue to maintain the Town's assets with contracted services. I look forward to the ongoing support of the Town in the efforts to maintain the physical assets of this great community.

Respectfully submitted,
STEVEN REYNOLDS
Superintendent of Roads,
Buildings & Grounds
The Town of Newcastle
newcastlesupt@roadrunner.com
Office: 207-563-3441
Cell: 207-415-1525

Cemetery Trustees Report

The Board of Trustees for town cemeteries has had a busy year. The new section of the Glidden Street cemetery has been developed and lots are for sale at this time. This work was accomplished under the oversight of former Board Chairman Tom Stevens with the assistance of the former Public Works Department. Public Works did stump removal, spreading of loam, soil depth testing, and seeding – all of which are essential for the lots to work to the advantage of purchasers. A portion of the lot sale income will go to the Cemetery Capital Reserve account established at the town meeting June 2015. This money will be used for maintenance of our cemeteries and to find new burial space. There is space for 42 traditional burial sites and 42 cremation spots. The cremation sites are large enough for 4 burials. Packets of necessary information on purchasing a lot are available at the Town Office, and an appointment with the Town Administrator is needed in order to make a purchase of a lot.

We continue to work on getting brush cutting and tree work done in the cemeteries. Two trees will be removed at Glidden Street Cemetery and an extensive amount of trimming of trees is to be done this spring. Tree work needs to be done in the Sheepscot Cemetery and we hope this can be accomplished this summer. There is also monument repair needed in all of the town cemeteries.

Sheepscot Cemetery is now under the complete auspice of the town so land that is sold there will be sold by the town. Work needs to be done to clear space for more burials.

Some road work has been done by the former Public Works Department in the Sheepscot Cemetery and on the approach to the Pine Knoll Cemetery. We continue to study the sites to see what more needs to be completed. All of this is costly.

The Cemetery Board of Trustees is an advisory group of volunteers who visit the cemeteries then advise the Board of Selectmen on work needing to be done. The cemeteries are an important record and memorial of the town's history and the people who inhabited the town in the 18th, 19th and 20th centuries. Membership on the

Cemetery Board of Trustees speaks of commitment to preserving that history. The Board needs new members to help with this important work, so we request that citizens seriously consider volunteering to be part of this significant work.

Design Review Committee

The town of Newcastle shares qualities unique to the mid-coast region of Maine. A vernacular has evolved yet its historic characteristics remain largely intact.

The purpose of the Design Review Ordinance is to promote the protection and preservation of buildings, structures and places of historic value, and to promote design that is compatible with the present character of three historically significant areas. The ordinance defines these areas as Village, Sheepscot, and Damariscotta Mills districts.

The town's village district, of mixed-residential and business-use, is comprised predominantly of buildings constructed before 1930. The district of Sheepscot village, notably the first area of European settlement in Newcastle, is today a unique concentration of residences mostly constructed before 1900. The Damariscotta Mills district is recognized separately as a hamlet of residences that were once part of a thriving cluster of water-powered mills. The three historic areas include many significant structures representing period architectural styles and details; all of which contribute to the historic setting along with other more contemporary buildings.

Newcastle property owners and its residents can view the design review district maps located in the town office and the community room adjacent to the Newcastle Fire Station on the River Road to establish if their property falls under the jurisdiction of the Design Review Ordinance. If your property is within these districts, any new construction of buildings and landscape structures, or the alteration to the exterior of an existing building, which can be seen from a public way or body of water, is subject to design review.

During 2015 sixteen (16) applications came before the Design Review Committee. These included renovations or modifications to existing structures (13), new construction (0), signs (2) and landscape structures (1).

Design Review Committee consists of six (6) volunteers including a representative from each of the three design review districts. In

addition, a Newcastle resident serving as an alternate representative, a representative of the Newcastle Historical Society, and a licensed architect currently sit on the board.

If your property is in a design review district and you are planning exterior changes, contact the town office for a design review application. A Design Review Process sheet is available to assist you in preparing your application for review. You can also access these forms on line at <http://www.newcastlemaine.us/uploads/DesignReviewApplicPktDec14.doc.pdf>

The Design Review Committee meets on the 1st Thursday of every month at 6:30 pm at the Community Room on River Road. All meetings are open to the public. Applications are due 14 days prior to the meeting date.

TOR GLENDINNING, Chair

– Architect

SHARON MORRILL, Vice Chair

– Damariscotta Mills District

NANCY BAGLEY – Sheepscot

Village District

CHRISTOPHER RICE – Historical

Society Representative

DEBORAH POOR – Village

District

KATHARINA KEOUGHAN,

Alternate – Village District

MARION MUNDY, Recording

Secretary (Non-Member)

Finance Committee Report 2016

The Finance Committee continued to review the town's expenditures on a quarterly basis this past year and can report that all four reviews were satisfactory. The town's investment accounts were reallocated into new funds to increase income and stability.

In the second half of the year the Finance Committee along with the Board of Selectmen reviewed the Finance Committee Ordinance and recommendations have been drafted for changes to be made at this year's Town Meeting. The proposed changes are mostly cosmetic, restructuring the language for greater clarity while retaining the core duties and responsibilities of the Committee.

The one major proposed change to the Ordinance is to remove the charge to create and maintain a Capital Improvement Plan. The Committee feels that this is a responsibility best held by the Board of Selectmen for two reasons: 1) In the years since the Finance Committee was formed, the creation of a Capital Improvement Plan has always taken a back seat in importance to other pressing month-to-month concerns and has therefore been continuously put off, and 2) Committee members past and present have expressed hesitation about creating an Improvement Plan with limited knowledge or experience of matters that the Board of Selectmen deal with regularly but the Finance Committee does not.

This year the Committee was also asked to review the town's Fund Balance Policy for clarity and to render an opinion about both the policy details and its intent. Based on this year's Audit, and for the first time in several years, the town's Undesignated Fund Balance for FY15 has risen to just above the bottom limit set forth in the Policy. This is an important milestone for the town in its continuing efforts to rebuild the Fund Balance to healthy levels.

Additionally, efforts continue to be made to improve the budget process and warrant for Town Meeting. While preserving the individual budget lines, the overall number of Articles that pertain

to raising funds at Town Meeting have been reduced from 23 on the warrant last year to 6 this year. The hope is that this new format for organizing and presenting the budget will be more clear and concise.

This committee continues to have two vacancies and would welcome your involvement.

EVA FREY, Chairperson
PATTIE AHO, Secretary
LOUIS RECTOR
BRIAN MANNIS
CAROLE BRINKLER

Newcastle Fire Company, Inc.

In 2015, the Newcastle Fire Company responded to 128 calls, a decrease from the year before.

Practice Fire Safety All the Time - Fire Safety Works!

Training remains one of the most important functions at the fire station. We were able to offer a wide variety of training to the Newcastle Fire Company members, including training classes and Fire Attack schools in and outside of Lincoln County, for a total of 766 man-hours. Additionally, we completed 222 hours of driver training, giving the Fire Company members nine hundred eighty-eight (988) man-hours of training in 2015. The regular training schedule for the Newcastle Fire Company consists of two Tuesday evenings per month, plus when and where a "Fire Academy" is being offered throughout the state.

The fund-raising efforts of the Newcastle Fire Company are always on-going. The efforts for 2015 concentrated on: monies needed to match a FEMA grant received by the Fire Company for the purchase of a new Forestry Skid Unit for the new Brush Truck; the purchase of a new Forestry Skid Unit for the Sheepscot Station to be mounted on our 2010 utility truck; and to pay down the debt on the breathing-air compressor. The total combined budget for the projects was \$38,318.00; the total funds raised from the sale of used fire trucks, fund-drives and grant monies received was \$31,070.00. Added to a starting balance of \$13,385.00, we had \$44,455.00 to complete these projects, leaving a debt balance of \$3,700. The next fund-raising cycle is well under way, which will allow us to retire our debt and replace the utility vehicle (food for 2016 Fire Company Report!). **All this was accomplished without any impact on the real estate tax burden!**

The Newcastle Fire Company is pleased to report that the Fire Company was able to attract a new Junior Member in 2015...Trevor Jones, a Newcastle resident and a student at Lincoln Academy, was welcomed into the Fire Company ranks in February 2015. Trevor is following a family tradition, as his grandfather, Tom Stevens, is a long-time member and past Fire Chief of Newcastle Fire, and his

father, Casey Stevens, is also a long-time Fire Company member and currently serves as the department's Deputy Chief. Trever is currently enrolled through Lincoln Academy in a State of Maine-recognized Fire Fighter One and Two program. He is also the first recipient of Newcastle Fire's Scholarship program that helps promote further education and training in the field of Emergency Response. It's outstanding to see the younger citizens of the town taking an interest in serving their community in such an honorable profession.

With the retirement of long-time Fire Company Chaplain Reverend James O'Brian, the Fire Company Trustees appointed a new Chaplain, Pastor Dave O'Donnell. Dave has been a reserve member of Newcastle Fire for many years, returning as an active member and our Chaplain. We thank Reverend O'Brian for his many years of service as Chaplain, and welcome Pastor Dave in this most important position.

The motorized equipment in the Fire Stations is in good serviceable order and is constantly being assessed by the Fire Company mechanics and Pump-Service mechanics for reliability and service life. Weekly and monthly truck checks are performed on all equipment as part of the service program, ensuring the apparatus is ready to respond at a moment's notice.

Lastly, our annual Halloween night festivities again went well this past year. They took place on a Saturday evening, giving us another record number of children and adults participating, and we plan to continue with this event which provides a safe and controlled environment for everyone to enjoy.

We are proud of our Department and our accomplishments, and encourage you to stop by the fire station at 86 River Road in Newcastle, weekdays 9 AM to 4 PM. Please try to call ahead (563-3888) to make sure someone is in station and not out on a call.

The Newcastle Fire Company wishes to thank all of the Newcastle residents who support us in our efforts to respond to an emergency in the Town of Newcastle or in support of our Mutual Aid neighbors with the appropriate tools, equipment and training needed to do the job safely.

Sincerely submitted
CLAYTON HUNTLEY, Chief

CALLS for ASSISTANCE

| | 2014 | 2015 |
|--------------------------|-------------|-------------|
| Assist CLC | 3 | 5 |
| Assist Sheriffs' Office | 1 | 2 |
| Auto Accidents | 33 | 31 |
| Auto Fires | 2 | 1 |
| Chimney Fires | 3 | 2 |
| CO Calls | 3 | 6 |
| Electrical Fires | 2 | 0 |
| Elevators | 0 | 1 |
| Equipment, Large | 0 | 1 |
| Fire Alarms | 29 | 23 |
| Fire Prevention/Training | 4 | 5 |
| Flooded Boiler | 1 | 0 |
| Flooded Building | 2 | 3 |
| Haz-Mat | 3 | 1 |
| LP Spill | 2 | 2 |
| Other Rescues | 5 | 0 |
| Outside Fires | 3 | 7 |
| Report of Smoke | 3 | 0 |
| Search | 1 | 0 |
| Service Calls | 17 | 13 |
| Tree on house | 3 | 0 |
| Structure Fires | 19 | 15 |
| Tree on Wires | 34 | 5 |
| Water Rescue | 2 | 2 |
| Wires Down | 6 | 3 |

Harriet Gertrude Bird Playground Report

The Harriet Gertrude Bird Playground Committee met on a quarterly basis. The committee's main focus this year was to maintain and improve the building and grounds. Our maintenance included cleaning after each rental use, mowing, raking, weeding and trimming the grounds.

The facility was rented several times this year for various occasions. The baseball field was used by the Lincoln Little League for their farm teams and was utilized by a local travel soccer team last spring.

The committee feels this building continues to be a valuable asset to the town and will continue to work in the upcoming year to improve the building and grounds. We will also be working on a plan to increase the size of the existing building. The Committee would like to thank Verne Verney for mowing the grounds and the town selectmen and the residents of the town of Newcastle for their continued support.

Respectfully submitted,
CHRISSY WAJER

Committee Members
EDNA VERNEY, Chair
CHRISSY WAJER
DAVID O'NEAL
JIM MERCER
CAROL JUCHNIK

2015 Land Use (Building) Permits

| Date | Per. # | Applicant/Owner | Map/Lot | Type/Reason for Permit |
|-------------|---------------|---------------------------|----------------|--------------------------------------|
| JANUARY | | | | |
| 15-01 | | Day, Jeff & Benner, Brice | 002-052 | 2 apartments |
| 15-02 | | Simpson, Teresa | 017-011 | replacing cottage |
| FEBRUARY | | | | |
| 15-03 | | Simonds, Cynthia | 07A-014 | home occupation |
| 15-04 | | Zeiter/Porter | 005-021 | change of use |
| MARCH | | | | |
| 15-05 | | Lincoln Academy | 5.4-53.13 | ballfield artificial turf |
| 15-06 | | Brooke, Kelly | 006-011 | barn conversion to living space |
| 15-07 | | Hatch, Robert & Carolyn | 007-064 | porch and dormers |
| 15-08 | | Bergey, Margaret | 012-009-3 | create new apartment |
| 15-09 | | Webb, Judy | 017-007 | demolition |
| APRIL | | | | |
| 15-10 | | Ferrell, Sarah & Tom | 001-005-001 | single family home |
| 15-11 | | Ray, Alan & Janet | 012-011 | apartments/business |
| 15-12 | | Michael, Dan & Kate | 003-49-A | additional living space |
| 15-13 | | Morter, Rebecca | 013-055 | demolition porch & shed |
| 15-14 | | Lavendier, Joe | 013-022 | replace garage door & build woodshed |
| 15-15 | | LCTV | 005-015-F | sign |
| 15-16 | | Barth, Nicholas & Sandra | 001-008 | home construction |
| MAY | | | | |
| 15-17 | | Lothrop, Lucille | 005-023-A | garage |
| 15-18 | | Velho, Luke & Valerie | 003-065-G | home construction |
| 15-19 | | Donaghy, Aaron | 008-021 | garage |
| 15-20 | | Hudson, James & Pat | 002-007 | replace deck |
| 15-21 | | Toscano, Algar & Carew | 003-033A | 2 car garage |
| JUNE | | | | |
| 15-22 | | Lothrop, Lucille | 005-023A | garage |
| 15-23 | | Dyke, Tori | Rt 1 | sign |
| 15-24 | | Hunt, Forrest | 005-045 | earthmoving |
| 15-25 | | Flynn, Kelly | 07-035 | renovation |
| 15-26 | | Cass, James | 008-023 | garage |
| 15-27 | | Young, Jonathan | 009-23B | assessor building |
| JULY | | | | |
| 15-28 | | Donovan, Brenda & Jim | 003-65-1 | addition |
| 15-29 | | Hanley, Jeff | 008-014A | mud room |
| 15-30 | | Sheepscot Village Rd, LLC | 020-003 | consent agreement |
| 15-31 | | Russell, Larry | 008-029 | demolition barn |
| 15-32 | | Russell, Larry | 008-055 | demolition house |
| 15-33 | | The Standard, LLC | 012-033 | consent agreement |

| | | | |
|-----------|-------------------------------|-------------|-----------------------------------|
| 15-34 | Juloania, Inc | 012-09-2 | memorandum of agreement |
| 15-35 | Heismsath-Rhodes, G | 005-004 | 3 season porch |
| 15-36 | Chase, Mary & Dick | 015-021 | removal of barn |
| 15-37 | Gastaldo, Suzanne | 007-028-C | garage |
| AUGUST | | | |
| 15-38 | Ames Home Ctr (Loria/Ames) | 009-039 | dbl wide mobile home |
| 15-39 | Dickerson, Jeff | 004-059-1 | new home |
| 15-40 | Warner/Morse | 015-007 | boat/storage building |
| 15-41 | McKenney, Timothy | 015-028 | carport |
| SEPTEMBER | | | |
| 15-42 | Wankmuller, Eileen | 013-042 | convert sunporch to mudroom entry |
| 15-43 | Glendinning/Winkle | 011-014 | add two dormers |
| 15-44 | Newcastle Chrysler | 005-018 | add sale/office space |
| 15-45 | Erskine/Sully's Hotdogs | n/a | hotdog vendor |
| 15-46 | Lewis, Jon | 005-035-00D | change carport to garage |
| OCTOBER | | | |
| 15-47 | Berkowitz, Glenn | 006-8B | new home |
| 15-48 | Verney, Brett | 006-017 | barn |
| 15-49 | Lincoln Academy | 5.4.5.13 | baseball field |
| 15-50 | Price, Richard | 002-045 | deck |
| 15-51 | Lincoln Home | 12/20/1941 | revised sign |
| 15-52 | Poor, Deborah | 012-046 | solar panels |
| 15-53 | Zech, Joshua | 007-017-A | storage shed |
| NOVEMBER | | | |
| 15-54 | Chapman, John & Terry | 005-015C | upstairs apartment |
| 15-55 | Heller, John | 012-035 | sign |
| 15-56 | Hall, Bruce | 005-027 | replace deck/build garage |

Newcastle Local Planning Committee

The Newcastle Local Planning Committee (NLPC) has had a busy and productive year. The Committee's efforts to aid in the overhaul of the Comprehensive Plan and Land Use Ordinance have been focused on three fronts: 1) education, 2) planning, and 3) engagement.

After gaining town approval to contract with the consulting group Maine Design Workshop at last year's town meeting, the Committee continued to learn about the various aspects of planning by holding two public workshops. Randall Arendt, a noted Planner with previous experience in Newcastle, gave a presentation about the various forms and types of planning that have developed over the last 30 years, with emphasis on the challenges faced by rural communities. Another workshop included a presentation and then a bus ride to downtown Gardiner for a walking tour led by Maine Design Workshop that demonstrated the concepts of Form Based Code, also called Character Based Code. In addition, the NLPC met with the sanitary district, the town tax assessor and, Maine DOT among others to gather as much information about our community as possible before the Public Planning Process in April.

The Selectmen finished contract negotiations with Maine Design Workshop in January and the Committee began planning for the primary public engagement activities immediately. Between January and April 28th when the Public Planning Process weekend began, the NLPC met three to four times a month. An immense amount of work went into preparations for the weekend. The committee received tremendous support in the form of donations ranging from the use of different meeting spaces, to pizza, beer, printed and building materials, meals and a place for our consultants to sleep and work, and more.

In the weeks leading up the Public Planning Process, NLPC members went door-to-door throughout all of town talking with residents, distributing postcards and information and encouraging everyone to take part in the weekend long events. A stealth marketing campaign complete with "This is Newcastle" signs all over town and

a Facebook page created a lot of discussion in anticipation of the planning weekend.

The Public Planning Process April 28th to May 2nd consisted of kick-off, interim and wrap-up meeting presentations by our consultants Maine Design Workshop. Focused Topic Meetings were held throughout Friday and Saturday. The Committee created a two-hour traffic calming demonstration Saturday morning by temporarily changing the intersection at the bottom of Academy Hill into a true four way stop. A business mixer was hosted at the Lincoln Home on Friday night, and Saturday after the presentation there was a bonfire and beer garden. Attendance by several hundred residents and business owners over the course of the weekend exceeded the Committee's expectations with many people participating in multiple activities. The interest and engagement by the folks who participated in one or more events was high with people sharing, arguing, discussing and having fun over the full 5-day event.

For the next several months Maine Design Workshop will continue gathering information and working with the NLPC to craft the new Comprehensive Plan and Land Use Ordinance. Those new plans will be presented to the citizens in public hearings for comment and finally for a vote. The NLPC is still welcoming comments and concerns about the future of our town for inclusion in this process. Email thisisnewcastle@newcastlemaine.us to let us know what you're thinking.

NLPC –

BEN FREY co-chair

ELLEN DICKENS co-chair

LYNN MALONEY

JOEL LIND

CHRISTOPHER DOHERTY

TOR GLENDINNING

DON HUNT

LYNNE NORRIS

MAL CAREY

KATHARINA KEOUGHAN

REM BRIGGS

PETER ERSKINE

STEVE REYNOLDS

Planning Board

The Newcastle Planning Board, as per Maine State statute, is the town zoning board which considers and acts on all applications required by the Land Use Ordinance. The Planning Board does not do any actual “planning” except that it may recommend changes to the ordinance.

The Board is comprised of 5 members and 2 alternates, all of whom are volunteers. The members come from a diverse background which includes vocations in construction, engineering, real estate, and business. The members have a desire to preserve and improve Newcastle and are dedicated to serving the long-term interest of the town. Members are not compensated, and in addition to meetings, they may drive to visit application sites or to attend Maine Municipal Association workshops in their service to Newcastle.

The Planning Board members are appointed by the Board of Selectmen. Meetings are scheduled on the third Thursday of each month at 6:30 PM; the meeting may be cancelled, with notice, if there are no agenda items or lack of a quorum. Additional meetings may be added when necessary to accommodate time requirements of applicants and also require two weeks’ public notice. All meetings are open to the public and are held at the Newcastle Community Room on River Road.

The Planning Board calendar was filled with a broad range of applications. Approved applications included a new baseball field at Lincoln Academy to replace the existing field hockey field, an expansion to a business on Route 1 and a proposed project requiring change of use on Academy Hill. The Board participated in lengthy discussions with applicants proposing projects which were not approved due to Shoreland Zone Regulations. Further discussions included the formulation of a Vending Ordinance, informational discussions with prospective applicants and continued work on revising the Comprehensive Plan and Land Use Ordinances.

As chair, I would like to thank the volunteers for their work on

behalf of the town, and for the assistance of CEO Ken Vinal, Tax Assessor Jim Murphy, Town Attorney Peter Drum and our wonderful staff at the town office.

Respectfully submitted,
BONNIE STONE, Chair

Members

Bonnie Stone, Chair

Rem Briggs, Vice Chair

Nicholas Buck

David Hewitt

Jim Brinkler

Alternates: David Bailey, Angello Pappagallo

Marion Mundy, Recording Secretary (Non-Member)

2015 Plumbing Report

| Permit Customer/Property Owner No. | Type | Map/Lot | Street Address | Purpose |
|--|------|-------------|----------------------|------------------|
| JANUARY | | | | |
| 1503 Phillips, Grace | I | 006-035B | 11 Rocky Ridge Rd | Hot water heater |
| 1504 Gagne, Mark J | I | 018-012 | 57 Stafford Circle | Bathroom |
| 1505 Hunt, Norman | I | 009-043-001 | 24 Hunt Acres Road | Bathroom |
| 1506 Eaton, Jonathan | I | 002-052 | Camp Road | Bathrooms |
| FEBRUARY | | | | |
| MARCH | | | | |
| APRIL | | | | |
| 1507 Brook, Kelly | I | 006-011 | 57 No Newcastle Rd | Bathroom |
| MAY | | | | |
| 1508 Vehlo, Luke | S | 003-065-6 | Perkins Point Rd | Septic |
| 1509 Farrell, Tom & Sally | S | 001-005-001 | Dodge Cove Rd | Septic |
| 1510 Ward, Steven | I | 003-065-7 | 115 Perkins Point Rd | Fixtures |
| 1511 Phelps, Michelle | S | 009-013-B | Off Bunker Hill Rd | Septic |
| 1512 Eaton, Jonathan | I | 013-074 | 14 Glidden St | Bathroom |
| 1513 Barth, Nick | S | 001-008 | Lynch Rd | Septic |
| JUNE | | | | |
| 1514 Bergey, Margaret | I | 012-009-003 | 3 Hall S | Bathroom |
| 1515 Guarnaccia, John, Lawrence, David | I | 007-045 | Mills Rd | Bathroom |
| 1516 Heimsath-Rhodes, Gisela | S | 005-004 | 219 River Rd | Septic |
| JULY | | | | |
| AUGUST | | | | |
| 1517 Michael, Kathleen A | I | 003-049-A | 30 Oyster Lane | Bathrooms |
| 1518 Motylewski, John | I | 007-047-A | 18 Cottage Rd | Hot water heater |
| 1519 Lincoln Academy | I | 05-053 | 81 Academy Hill | Sinks |

| | | | | | | |
|-----------|-----------------------------------|---|-------------|--------------------|------------------------|--|
| SEPTEMBER | | | | | | |
| 1520 | Benner, Devin & Yvette | S | 009-013-A | Bunker Hill Rd | Septic | |
| 1521 | Farrell, Tom | I | 001-005-001 | 1 Dodge Cove Rd | Bathrooms | |
| OCTOBER | | | | | | |
| 1522 | Berkowitz, Glenn | S | 006-008-B | 254 S Dyer Neck Rd | Septic | |
| 1523 | Berkowitz, Glen | I | 006-008-B | 254 S Dyer Neck Rd | Bathroom | |
| 1524 | Flynn, William | | 007-024 | 373 Academy Hill | No application on file | |
| | | | | | No payment received | |
| NOVEMBER | | | | | | |
| 1525 | Albert, Tonya and Eaton, Jonathan | S | 016-01 | Lincoln Lane | Septic | |
| 1526 | Webb, Judith and Cole, Ken | I | 017-007 | 24 Pump Street | Hot water heater | |
| 1527 | Wankmuller, Eileen | I | 013-042 | Clothes Washer | | |
| DECEMBER | | | | | | |
| 1528 | Sheepscot Community Church | I | 019-001 | The Kings Hwy | Sink/Dishwasher | |
| 1529 | Porter, Faith | S | 019-001 | 6 The Kings Hwy | Septic | |

Veterans Memorial Park Committee

Greetings from the Newcastle Veterans Memorial Park Committee. The existing members continue to care for the flower beds and lawns in the park as well as several of the beds along Main Street. Visitors are treated to a vibrant display of color as they travel into the village. Taxpayers in Newcastle should be proud of the Memorial Park. It is a living commemorative to all who serve their country: past, present and future. We hope those who enter the park enjoy the surroundings and can take a moment to reflect on the tremendous sacrifices of all service men and women.

There were a couple of changes in the park this year. Two significant sink holes opened up toward the back of the park causing us to close the park for a short time. We worked with the State, our road superintendent, and Town Administration to coordinate a resolution. This repair work was accomplished with minimal disruption of the plantings and walkways thanks to the great teamwork of everyone involved. The park committee also made the decision to have the large evergreen taken down. The health of the tree was declining and the flowering trees and beds were also impacted by its presence. The Newcastle Fire Department did a great job cutting it down and stacking it and park committee members removed it promptly. There is now increased light getting to the beds and the other trees.

The park committee continues to work with a few members. We encourage anyone who has an interest in being outside in the fresh air and sunshine to contact us through the town office. We will provide training and answer any questions you have about getting started. We also welcome suggestions and advice. We look forward to another colorful year in the park!

Respectfully submitted,

Veterans Park Committee Members –

| | | |
|------------------|-----------------|--------------|
| MARGARET COLEMAN | BETSY EVANS | DOROTHY GRAF |
| CALVERT HURDLE | ELLEN MCFARLAND | MARY MCGRATH |
| JENNIFER MITKUS | ALLAN RAY | PAUL SOMOZA |
| JEAN WILLIAMSON | | |

List of Taxpayers

| MAP/LOT | OWNER | 2015 Real Estate Property Values | | Exemption | TAXABLE | TAX |
|-------------|--|----------------------------------|---------|-----------|---------|-----------|
| | | LAND | BLDG | | | |
| 013-017 | 10 MILLS ROAD NEWCASTLE, LLC. | 73,500 | 132,600 | 0 | 206,100 | 3,586.14 |
| 004-012 | 260 KINGS HIGHWAY LLC | 242,700 | 105,200 | 0 | 347,900 | 6,053.46 |
| 004-011 | 260 KINGS HIGHWAY LLC | 50,200 | 0 | 0 | 50,200 | 873.48 |
| 016-002-00A | 31 MCNEIL POINT, LLC | 238,400 | 360,300 | 0 | 598,700 | 10,417.38 |
| 011-012 | 44 DEGREES NORTH, LLC | 46,600 | 44,000 | 0 | 90,600 | 1,576.44 |
| 011-013 | 44 DEGREES NORTH, LLC | 700 | 0 | 0 | 700 | 12.18 |
| 013-083 | 68 MAIN STREET NEWCASTLE, LLC | 71,000 | 182,200 | 0 | 253,200 | 4,405.68 |
| 006-051 | ABBOTT, WILLIAM | 2,900 | 0 | 0 | 2,900 | 50.46 |
| 005-045-00B | ACADEMY HILL, LLC | 85,300 | 225,000 | 0 | 310,300 | 5,399.22 |
| 002-066 | ADAMS, ALISON B. | 59,600 | 168,400 | 9,500 | 218,500 | 3,801.90 |
| 003-051 | ADAMS, NANCY M. & | 57,000 | 149,600 | 9,500 | 197,100 | 3,429.54 |
| 007-032 | ADDISON, WILLIAM M.H. & HOROWITZ, CECILE B. | 81,200 | 147,500 | 13,300 | 215,400 | 3,747.96 |
| 006-023-00A | ADVANTA IRA ADMINISTRATION, LLC | 50,400 | 0 | 0 | 50,400 | 876.96 |
| 004-003 | AHO, RONALD A & PATRICIA W | 49,200 | 0 | 0 | 49,200 | 856.08 |
| 004-004 | AHO, RONALD A & PATRICIA W | 105,700 | 225,900 | 9,500 | 322,100 | 5,604.54 |
| 016-012 | ALBERT, TANYA M. & GREGORY M. | 165,000 | 2,500 | 0 | 167,500 | 2,914.50 |
| 004-009 | AL-CHOKHACY, CAROLYN,TRUSTEE | 215,000 | 51,000 | 0 | 266,000 | 4,628.40 |
| 009-004-00F | ALDEN, RAYMOND SR. & LAURIE | 60,900 | 102,200 | 9,500 | 153,600 | 2,672.64 |
| 005-002 | ALLAN, JOSHUA E. & KRISTEN D. | 227,500 | 296,200 | 0 | 523,700 | 9,112.38 |
| 013-049 | ALLEN, ELIZABETH A. | 72,700 | 247,600 | 0 | 320,300 | 5,573.22 |
| 07A-058 | ALLENDER, HEATHER MICHELLE | 76,600 | 41,500 | 9,500 | 108,600 | 1,889.64 |
| 007-053 | ANDERSON, DENNIS & CHRISTINE | 216,300 | 198,300 | 9,500 | 405,100 | 7,048.74 |
| 013-051 | ANDERSON, DR ROBERT E & LORRAINE L | 70,300 | 284,700 | 9,500 | 345,500 | 6,011.70 |
| 008-037-00B | ANDERSON, LESTER A. SR & SUSAN Y | 50,000 | 26,800 | 0 | 76,800 | 1,336.32 |
| 003-037 | ANDERSON, THEODORE (LE) | 52,000 | 16,200 | 15,200 | 53,000 | 922.20 |

TOWN OF NEWCASTLE

| MAP/LOT | OWNER | LAND | BLDG | Exemption | TAXABLE | TAX |
|-----------------|---|---------|---------|-----------|---------|----------|
| 006-034-00A | ANDREWS, MALCOLM & PAMELA J.; MANOWSKI, KRISTIN N. | 80,200 | 124,200 | 0 | 204,400 | 3,556.56 |
| 011-037 | ANGELL, CHARLES FRANKLIN & CHARLES FRANCIS | 66,700 | 59,500 | 0 | 126,200 | 2,195.88 |
| 009-026 | ARSENAULT, R. CHRISTOPHER | 40,000 | 126,800 | 9,500 | 157,300 | 2,737.02 |
| 009-027 | ARSENAULT, R. CHRISTOPHER | 800 | 0 | 0 | 800 | 13.92 |
| 003-061-00C | ARTER, DEBRA | 61,500 | 57,900 | 0 | 119,400 | 2,077.56 |
| 003-062 | ARTER, DEBRA L.; TRUSTEE | 57,000 | 18,500 | 0 | 75,500 | 1,313.70 |
| 003-058-00A | ARTER, DEBRA LANG & THOMAS H. | 106,500 | 0 | 0 | 106,500 | 1,853.10 |
| 006-020 | ATTICKS, THOMAS B. & MARY D. | 74,600 | 221,000 | 9,500 | 286,100 | 4,978.14 |
| 004-004-00A | ATWOOD, JOHN | 111,100 | 398,900 | 9,500 | 500,500 | 8,708.70 |
| 012-026 | AVANTAGGIO, WILLIAM M. | 47,700 | 68,800 | 0 | 116,500 | 2,027.10 |
| 004-006-00A | AVERILL, SCOTT M. | 215,100 | 326,100 | 9,500 | 531,700 | 9,251.58 |
| 011-003 | AVERILL, WALTER CLINTON & LINDA C. | 83,000 | 104,000 | 9,500 | 177,500 | 3,088.50 |
| 005-050 | AZZARETTI, NICHOLAS | 73,300 | 109,700 | 9,500 | 173,500 | 3,018.90 |
| 020-014 | BAGLEY, RALPH & NANCY | 45,300 | 81,400 | 9,500 | 117,200 | 2,039.28 |
| 07A-057-00A | BAILEY, DAVID & SYLVIA | 85,400 | 277,000 | 15,200 | 347,200 | 6,041.28 |
| 003-025 | BAILEY, DESIREE | 5,100 | 0 | 0 | 5,100 | 88.74 |
| 009-004-00B-002 | BAILEY, DOROTHE & SEAN | 59,000 | 115,800 | 9,500 | 165,300 | 2,876.22 |
| 009-013 | BAILEY, MERRILL & SHIRLEY | 5,200 | 0 | 0 | 5,200 | 90.48 |
| 007-021-00B | BAILEY, WAYNE E. & LINDA M. | 155,700 | 19,700 | 0 | 175,400 | 3,051.96 |
| 007-017-00D-003 | BAKER, BRUCE & ELIZABETH | 75,000 | 274,200 | 0 | 349,200 | 6,076.08 |
| 003-052 | BAKER, MARGARET W. & ROBERT W.; DEVISES OF | 247,500 | 266,400 | 15,200 | 498,700 | 8,677.38 |
| 003-053-00A | BAKER, MARGARET W. & ROBERT W.; DEVISES OF | 36,200 | 0 | 0 | 36,200 | 629.88 |
| 004-001 | BALCH, WILLIAM & MATRAI, PATRICIA | 71,500 | 215,300 | 9,500 | 277,300 | 4,825.02 |
| 004-001-00A | BALCH, WILLIAM & MATRAI, PATRICIA | 25,000 | 0 | 0 | 25,000 | 435.00 |
| 006-040 | BALDWIN, ANNE F. & ELIZABETH | 56,400 | 85,200 | 9,500 | 132,100 | 2,298.54 |

| MAP/LOT | OWNER | LAND | BLDG | Exemption | TAXABLE | TAX |
|-----------------|--|---------|---------|-----------|---------|-----------|
| 013-020 | BALLARD, ROSE-MARIE | 67,700 | 86,200 | 9,500 | 144,400 | 2,512.56 |
| 010-010 | BARBA, NANCY | 4,000 | 0 | 0 | 4,000 | 69.60 |
| 003-047 | BARBERA, SUSAN & | 227,300 | 288,600 | 9,500 | 506,400 | 8,811.36 |
| 006-038 | BARBERICH, TIMOTHY J. & GEBRIAN, EILEEN P. | 83,200 | 206,000 | 0 | 289,200 | 5,032.08 |
| 006-039 | BARBERICH, TIMOTHY J. & GEBRIAN, EILEEN P. | 18,600 | 0 | 0 | 18,600 | 323.64 |
| 008-035-00B | BARNES, DEBORAH | 50,000 | 70,000 | 9,500 | 110,500 | 1,922.70 |
| 017-011 | BARNETT, MARTHA O.B., TRUSTEE | 182,200 | 49,700 | 0 | 231,900 | 4,035.06 |
| 011-006 | BARON, MICHAEL A. & ROVENA | 81,300 | 82,700 | 9,500 | 154,500 | 2,688.30 |
| 009-046-00B | BARTER, JAMES A. & TAMELA D. | 51,200 | 58,200 | 9,500 | 99,900 | 1,738.26 |
| 008-014 | BARTH, NICHOLAS | 14,200 | 0 | 0 | 14,200 | 247.08 |
| 001-008 | BARTH, NICHOLAS & SANDRA G. | 4,100 | 0 | 0 | 4,100 | 71.34 |
| 008-014-00B | BARTH, ROLAND S. | 38,400 | 0 | 0 | 38,400 | 668.16 |
| 004-076 | BARTLETT, JAMES P. | 59,500 | 100,100 | 15,200 | 144,400 | 2,512.56 |
| 009-030-00C | BARTLETT, LAWRENCE A | 26,600 | 0 | 0 | 26,600 | 462.84 |
| 009-030 | BARTLETT, LAWRENCE A. | 163,600 | 0 | 0 | 163,600 | 2,846.64 |
| 006-007 | BARTON, DEIDRE | 95,900 | 0 | 0 | 95,900 | 1,668.66 |
| 007-015 | BARTON, SUSAN & HOUGHTON, PAULA | 50,800 | 124,200 | 0 | 175,000 | 3,045.00 |
| 013-037 | BATES, ANNE CHOW | 64,700 | 80,400 | 0 | 145,100 | 2,524.74 |
| 013-033 | BATES, ANNE CHOW | 73,900 | 128,900 | 15,200 | 187,600 | 3,264.24 |
| 004-073-00A | BATHE, INGRID | 42,000 | 0 | 0 | 42,000 | 730.80 |
| 002-010-00C | BATHE, INGRID | 136,300 | 258,500 | 0 | 394,800 | 6,869.52 |
| 004-090-00B-001 | BAY COMMUNICATIONS, INC. | 91,500 | 0 | 0 | 91,500 | 1,592.10 |
| 012-042 | BEARDSWORTH, DOUGLAS A. & CARRIE B. | 326,600 | 325,700 | 0 | 652,300 | 11,350.02 |
| 013-061 | BEAUDETTE, BRUCE | 190,000 | 242,900 | 9,500 | 423,400 | 7,367.16 |
| 013-061-00A | BEAUDETTE, BRUCE L. | 190,000 | 182,000 | 0 | 372,000 | 6,472.80 |
| 004-053-001 | BEAVIS, ERIC A. | 71,700 | 39,200 | 9,500 | 101,400 | 1,764.36 |
| 007-044 | BECKONING BAY, LLC | 215,400 | 97,000 | 0 | 312,400 | 5,435.76 |
| 005-019 | BEGIN, L. DAVID | 77,000 | 48,500 | 0 | 125,500 | 2,183.70 |
| 007-017-00E | BELANGER, SCOTT W. & JUDY K. | 75,000 | 247,400 | 9,500 | 312,900 | 5,444.46 |

| MAP/LOT | OWNER | LAND | BLDG | Exemption | TAXABLE | TAX |
|-----------------|--|---------|---------|-----------|---------|----------|
| 009-020-00A | BELL, DONALD H & ANNETTE R | 215,300 | 104,400 | 15,200 | 304,500 | 5,298.30 |
| 011-045 | BELL, HARRY R. | 325,000 | 100,500 | 0 | 425,500 | 7,403.70 |
| 009-020 | BELL, VIRGINIA E. & JUSCZAK, BARBARA | 169,200 | 88,800 | 9,500 | 248,500 | 4,323.90 |
| 003-076 | BELLE, SCHUYLER T.; TRUSTEE | 64,700 | 0 | 0 | 64,700 | 1,125.78 |
| 006-042-00A | BELLEFLEUR, RAYMOND L. & JULIE A. | 67,000 | 112,600 | 9,500 | 170,100 | 2,959.74 |
| 005-032-00B | BELLOWS, WILLIAM J. & DE KANTER-BELLOWS, CRISTINA | 68,500 | 323,800 | 9,500 | 382,800 | 6,660.72 |
| 002-051 | BENNER, BRUCE M. | 58,000 | 181,700 | 0 | 239,700 | 4,170.78 |
| 07A-050 | BENNER, DARRELL A & DEBRA A. | 67,400 | 74,300 | 9,500 | 132,200 | 2,300.28 |
| 009-013-00A | BENNER, DEVIN & YVETTE | 51,600 | 46,000 | 0 | 97,600 | 1,698.24 |
| 009-014-00B | BENNER, YVETTE & CALE & | 38,600 | 0 | 0 | 38,600 | 671.64 |
| 013-026 | BENSEN, GARRET M. & ROSE L. | 83,200 | 135,800 | 9,500 | 209,500 | 3,645.30 |
| 013-025-00A | BENSEN, GARRET M. & ROSE L. | 16,100 | 0 | 0 | 16,100 | 280.14 |
| 012-009-003 | BERGEY, MARGARET | 64,500 | 95,100 | 0 | 159,600 | 2,777.04 |
| 014-008 | BERGMAN, LARRY V.; TRUSTEE | 100 | 0 | 0 | 100 | 1.74 |
| 006-008-00B | BERKOWITZ, GLEN A. | 85,400 | 0 | 0 | 85,400 | 1,485.96 |
| 005-044 | BERMAN, ERICA B. | 107,200 | 6,100 | 0 | 113,300 | 1,971.42 |
| 007-023-00A | BERNIER, JOSEPH D. & CYNTHIA C., TTEES | 228,100 | 91,000 | 0 | 319,100 | 5,552.34 |
| 005-012 | BERRY, DONNA | 65,500 | 20,400 | 9,500 | 76,400 | 1,329.36 |
| 002-020-00A-001 | BERRY, GEORGE A. & GAIL P. | 67,000 | 101,500 | 0 | 168,500 | 2,931.90 |
| 017-025 | BERRY, PAUL A & ERMA G. | 154,900 | 25,500 | 0 | 180,400 | 3,138.96 |
| 008-040-00A | BERTICELLI, RALPH A. & | 50,000 | 42,600 | 0 | 92,600 | 1,611.24 |
| 004-029 | BESSEY, ERICK J. & KATIE L. | 50,100 | 87,400 | 9,500 | 128,000 | 2,227.20 |
| 003-058-00C | BETTS, BROOKS D. & JENNIFER K. | 57,100 | 176,400 | 9,500 | 224,000 | 3,897.60 |
| 012-002 | BILLINGS, PHYLLIS C.; HEIRS OF | 75,000 | 32,000 | 0 | 107,000 | 1,861.80 |
| 005-023-00B | BILLINGS, STANLEY | 82,100 | 26,100 | 9,500 | 98,700 | 1,717.38 |
| 012-002-00A | BILLINGS, STANLEY C. | 50,000 | 0 | 0 | 50,000 | 870.00 |
| 005-023 | BILLINGS, SUSAN | 94,700 | 0 | 0 | 94,700 | 1,647.78 |
| 012-001 | BILLINGS, SUSAN | 75,000 | 49,200 | 0 | 124,200 | 2,161.08 |

| MAP/LOT | OWNER | LAND | BLDG | Exemption | TAXABLE | TAX |
|-------------|---------------------------------------|---------|---------|-----------|---------|----------|
| 005-025 | BILLINGS, SUSAN | 75,800 | 0 | 0 | 75,800 | 1,318.92 |
| 012-003 | BILLINGS, SUSAN | 67,000 | 0 | 0 | 67,000 | 1,165.80 |
| 007-015-00E | BINDHARDT, MARGARET H.; TRUSTEE | 51,100 | 160,200 | 9,500 | 201,800 | 3,511.32 |
| 013-067 | BIRKETT, JAMES D. & SARAH P. | 147,300 | 96,000 | 0 | 243,300 | 4,233.42 |
| 019-002 | BLAIR, DONALD C.; TRUSTEE | 105,700 | 73,700 | 0 | 179,400 | 3,121.56 |
| 009-040-00B | BLAIR, JONATHAN H | 54,000 | 148,300 | 0 | 202,300 | 3,520.02 |
| 07A-010 | BLAKE, ROBERT E. & ANDREA N. | 58,700 | 104,600 | 0 | 163,300 | 2,841.42 |
| 003-004 | BLANCHARD, DOROTHY A. | 79,800 | 296,600 | 9,500 | 366,900 | 6,384.06 |
| 013-055-00A | BLAND, RAYMOND | 70,000 | 107,800 | 0 | 177,800 | 3,093.72 |
| 005-036 | BLANEY, GORDON F. & LYNETTE | 14,900 | 0 | 0 | 14,900 | 259.26 |
| 005-039 | BLANEY, GORDON F. & LYNETTE | 21,800 | 0 | 0 | 21,800 | 379.32 |
| 009-040 | BLASHKE, EDWARD J. & DAINS, LYNN B. | 50,000 | 13,100 | 0 | 63,100 | 1,097.94 |
| 005-017 | BLOMQUIST, LEROY C. | 106,900 | 95,200 | 0 | 202,100 | 3,516.54 |
| 002-035-00A | BMK LLC | 120,700 | 444,200 | 0 | 564,900 | 9,829.26 |
| 006-034-00D | BOLINT, HEATHER H. | 48,400 | 0 | 0 | 48,400 | 842.16 |
| 006-034-00C | BOLINT, SETH S. | 48,400 | 0 | 0 | 48,400 | 842.16 |
| 006-034-00B | BOLINT, TODD R. | 48,400 | 0 | 0 | 48,400 | 842.16 |
| 001-004-00A | BOND, JOHN & SHARON | 21,600 | 0 | 0 | 21,600 | 375.84 |
| 018-013 | BONENFANT, KAREN | 133,300 | 26,200 | 0 | 159,500 | 2,775.30 |
| 006-005 | BONPASSE, MORRISON | 138,500 | 206,200 | 9,500 | 335,200 | 5,832.48 |
| 012-014 | BOOTH, ANNE C. | 68,600 | 177,700 | 9,500 | 236,800 | 4,120.32 |
| 015-026-00A | BOOTH, ANNE C. | 2,000 | 0 | 0 | 2,000 | 34.80 |
| 016-002 | BOURNE, ANNE | 92,300 | 137,300 | 0 | 229,600 | 3,995.04 |
| 013-076 | BOWDER, NAYDENE | 66,000 | 126,900 | 9,500 | 183,400 | 3,191.16 |
| 008-064 | BOWERS, CHARLES R. & CHELSEA | 57,700 | 0 | 0 | 57,700 | 1,003.98 |
| 014-011 | BOWERS, FREDERIC & MARY ELLEN | 75,100 | 65,700 | 0 | 140,800 | 2,449.92 |
| 003-028 | BOYD, KENNETH & CAROLYN | 73,000 | 56,700 | 9,500 | 120,200 | 2,091.48 |
| 004-069-00C | BOYLSTON, WILLIAM H, III & CHARLES B. | 48,800 | 0 | 0 | 48,800 | 849.12 |
| 005-032-00D | BRACKETT, LYNDELL | 50,000 | 165,600 | 9,500 | 206,100 | 3,586.14 |

| MAP/LOT | OWNER | LAND | BLDG | Exemption | TAXABLE | TAX |
|-----------------|---|---------|---------|-----------|---------|----------|
| 014-012 | BRECKENRIDGE, ROBERT L. & MARIA ROSARIO | 80,000 | 89,500 | 9,500 | 160,000 | 2,784.00 |
| 07A-004 | BREWER, DWIGHT L. & DEBORAH | 65,000 | 71,400 | 9,500 | 126,900 | 2,208.06 |
| 002-020 | BREWER, RICHARD & YVETTE V. | 61,300 | 92,700 | 9,500 | 144,500 | 2,514.30 |
| 005-010-00B | BREWER, THOMAS L. | 189,600 | 139,400 | 9,500 | 319,500 | 5,559.30 |
| 008-035-00C | BREWER, WALTER T. & GEORGIA M. | 50,000 | 68,000 | 15,200 | 102,800 | 1,788.72 |
| 008-035-00D | BREWER, WALTER T. & GEORGIA M. | 25,000 | 0 | 0 | 25,000 | 435.00 |
| 005-037-00A | BRIDGES, WILLIAM G. | 54,400 | 0 | 0 | 54,400 | 946.56 |
| 07A-024 | BRIGGS, CHARLES R. & TAYLOR M. | 66,100 | 178,300 | 9,500 | 234,900 | 4,087.26 |
| 007-017-00D-001 | BRIGGS, DENISON W. | 75,000 | 239,500 | 0 | 314,500 | 5,472.30 |
| 003-061-00E | BRIGGS, WILLIAM M. | 62,600 | 168,000 | 9,500 | 221,100 | 3,847.14 |
| 003-061-00G | BRIGGS, WILLIAM M. | 37,000 | 0 | 0 | 37,000 | 643.80 |
| 014-010 | BRINKLER, DANIEL F. | 68,400 | 118,900 | 0 | 187,300 | 3,259.02 |
| 007-063-00A | BRINKLER, JAMES E. | 17,200 | 0 | 0 | 17,200 | 299.28 |
| 07A-001 | BRINKLER, JAMES E. & CYNDI F. | 65,800 | 111,500 | 9,500 | 167,800 | 2,919.72 |
| 011-029 | BRINKLER, JAMES E. & CYNDI F. | 63,800 | 14,300 | 0 | 78,100 | 1,358.94 |
| 07A-019 | BRINKLER, JAMES E. & CYNDI F. | 47,000 | 0 | 0 | 47,000 | 817.80 |
| 007-024 | BRINKLER, JAMES; TRUSTEE | 4,000 | 0 | 0 | 4,000 | 69.60 |
| 07A-018 | BRINKLER, MICHAEL J & CAROLE A | 76,000 | 130,900 | 9,500 | 197,400 | 3,434.76 |
| 003-065-00A | BROCK, PETER & JANET | 215,000 | 272,300 | 0 | 487,300 | 8,479.02 |
| 006-011 | BROOK, KELLY P. | 126,500 | 246,900 | 9,500 | 363,900 | 6,331.86 |
| 020-007 | BROOK, KELLY P. | 1,600 | 0 | 0 | 1,600 | 27.84 |
| 011-021 | BROOKE, SCOTT B. | 83,000 | 322,800 | 9,500 | 396,300 | 6,895.62 |
| 07A-041 | BROOKS, JOHN E. & SUSAN C. | 73,900 | 94,900 | 9,500 | 159,300 | 2,771.82 |
| 07A-020 | BROWN, MARY ANN | 71,200 | 183,100 | 0 | 254,300 | 4,424.82 |
| 009-024-00A | BROWN, STANLEY R. & KRISTIN P. | 73,800 | 80,900 | 0 | 154,700 | 2,691.78 |
| 005-024 | BRYANT, DAVID S. | 9,400 | 0 | 0 | 9,400 | 163.56 |
| 017-002 | BRYANT, LORI A. | 133,000 | 2,600 | 0 | 135,600 | 2,359.44 |
| 007-001-00A | BRYANT, NATHANIEL C. & PROMIS L. | 58,900 | 125,400 | 9,500 | 174,800 | 3,041.52 |
| 018-016 | BRYANT, PAUL L. & FREY, SYLVIA E. | 1,500 | 0 | 0 | 1,500 | 26.10 |

| MAP/LOT | OWNER | LAND | BLDG | Exemption | TAXABLE | TAX |
|-------------|---|---------|---------|-----------|---------|----------|
| 009-041 | BRYANT, PAUL L.; FREY, K. & J.; . ET AL | 67,000 | 46,100 | 0 | 113,100 | 1,967.94 |
| 005-034 | BRYANT, PAUL S | 13,300 | 0 | 0 | 13,300 | 231.42 |
| 005-035 | BRYANT, PAUL S | 3,300 | 0 | 0 | 3,300 | 57.42 |
| 007-001 | BRYANT, PAUL S | 15,400 | 0 | 0 | 15,400 | 267.96 |
| 007-026 | BRYANT, PAUL S | 4,500 | 0 | 0 | 4,500 | 78.30 |
| 011-039 | BRYANT, PAUL S. | 73,200 | 88,400 | 0 | 161,600 | 2,811.84 |
| 011-040-00A | BRYANT, PAUL S. & LINDA H. | 68,900 | 135,000 | 9,500 | 194,400 | 3,382.56 |
| 007-052-00A | BRYER, JILLIAN R. | 50,000 | 75,700 | 0 | 125,700 | 2,187.18 |
| 009-014 | BUCK, NICHOLAS M. | 60,000 | 143,000 | 9,500 | 193,500 | 3,366.90 |
| 004-071 | BUENNER, CHRISTIAN & MICHELLE | 70,600 | 148,400 | 9,500 | 209,500 | 3,645.30 |
| 020-021 | BURKE, MICHAEL P. & TRINA L. | 105,500 | 256,800 | 0 | 362,300 | 6,304.02 |
| 008-041-00B | BURNHAM, GRAHAM D. | 60,700 | 26,700 | 9,500 | 77,900 | 1,355.46 |
| 003-061-00F | BURNS, KEVIN F. & JENNIFER S. | 62,700 | 155,100 | 0 | 217,800 | 3,789.72 |
| 006-015 | BURR, BRUCE | 39,300 | 1,000 | 0 | 40,300 | 701.22 |
| 012-052 | BURROWS, JOSEPH & RANKIN, DENISE | 67,100 | 178,800 | 15,200 | 230,700 | 4,014.18 |
| 003-045 | BUTTERFIELD, MOIRA WARD | 60,800 | 198,900 | 9,500 | 250,200 | 4,353.48 |
| 009-046-004 | BUTTERFIELD, RANDY & HUNT, EBEN C., TTEES | 50,000 | 42,900 | 9,500 | 83,400 | 1,451.16 |
| 009-046-005 | BUTTERFIELD, RANDY & HUNT, EBEN C., TTEES | 25,000 | 0 | 0 | 25,000 | 435.00 |
| 005-065 | BYERS, WILLIAM L.; TRUSTEE | 215,000 | 240,600 | 9,500 | 446,100 | 7,762.14 |
| 005-069 | BYERS, WILLIAM L.; TRUSTEE | 2,500 | 0 | 0 | 2,500 | 43.50 |
| 005-066 | BYERS, WILLIAM L.; TRUSTEE | 59,500 | 0 | 0 | 59,500 | 1,035.30 |
| 005-013 | CAIN, ROBERT E. & FAYE A. | 52,000 | 138,200 | 9,500 | 180,700 | 3,144.18 |
| 012-038 | CALDER, NIGEL & FRISBIE-CALDER, TERESA A. | 71,000 | 142,400 | 9,500 | 203,900 | 3,547.86 |
| 016-013-00C | CAMERON, NANCY R. | 76,100 | 210,400 | 9,500 | 277,000 | 4,819.80 |
| 016-013-00B | CAMERON, NANCY R. | 52,100 | 0 | 0 | 52,100 | 906.54 |
| 013-064 | CAMPBELL, BRUCE & KAREN | 148,300 | 160,400 | 0 | 308,700 | 5,371.38 |
| 009-032 | CAMPBELL, JEFFREY D.; DEVISEES OF | 45,000 | 27,000 | 0 | 72,000 | 1,252.80 |
| 008-071 | CAMPBELL, NEILAND N | 15,400 | 0 | 0 | 15,400 | 267.96 |
| 006-047-00A | CAMPBELL, NEILAND N. | 28,800 | 0 | 0 | 28,800 | 501.12 |

| MAP/LOT | OWNER | LAND | BLDG | Exemption | TAXABLE | TAX |
|-------------|---------------------------------|---------|---------|-----------|---------|----------|
| 008-072 | CAMPBELL, NEILAND N. | 10,100 | 0 | 0 | 10,100 | 175.74 |
| 006-047-00B | CAMPBELL, NEILAND N. | 28,800 | 0 | 0 | 28,800 | 501.12 |
| 008-070 | CAMPBELL, NEILAND N. & LYNNE | 52,400 | 159,500 | 15,200 | 196,700 | 3,422.58 |
| 006-044 | CAMPBELL, TALBOT W & ROSEMARY C | 14,500 | 0 | 0 | 14,500 | 252.30 |
| 008-058 | CAMPBELL, TALBOT W & ROSEMARY C | 62,800 | 129,700 | 9,500 | 183,000 | 3,184.20 |
| 008-059 | CAMPBELL, TALBOT W & ROSEMARY C | 1,600 | 0 | 0 | 1,600 | 27.84 |
| 008-065 | CAMPBELL, TALBOT W & ROSEMARY C | 20,600 | 0 | 0 | 20,600 | 358.44 |
| 006-043 | CAMPBELL, TALBOT W & ROSEMARY C | 15,100 | 0 | 0 | 15,100 | 262.74 |
| 008-033-00B | CAREW, ROBERT B. & KIMBERLY J. | 37,600 | 107,500 | 0 | 145,100 | 2,524.74 |
| 008-042 | CAREY, MALCOLM D. & CELESTE M. | 89,400 | 101,500 | 9,500 | 181,400 | 3,156.36 |
| 003-061-00D | CARLSON, MATTHEW & CHARLINDA | 63,900 | 244,200 | 9,500 | 298,600 | 5,195.64 |
| 008-045 | CARROLL, JOHN O. JR. | 10,500 | 0 | 0 | 10,500 | 182.70 |
| 008-045-00E | CARROLL, JOHN O. JR. | 64,300 | 79,400 | 9,500 | 134,200 | 2,335.08 |
| 008-045-00A | CARROLL, JOHN O., JR. | 76,300 | 57,800 | 0 | 134,100 | 2,333.34 |
| 07A-008 | CARTER, PAMELA J. | 65,000 | 85,500 | 9,500 | 141,000 | 2,453.40 |
| 005-016 | CARTER, SHAWN W. | 67,400 | 101,400 | 0 | 168,800 | 2,937.12 |
| 017-020 | CARVER, DONNA, PERCIVAL, KRIS & | 153,100 | 61,400 | 0 | 214,500 | 3,732.30 |
| 013-038 | CARVER, ELEANORE | 67,700 | 128,200 | 9,500 | 186,400 | 3,243.36 |
| 004-053-00A | CASE, STEVEN B. | 52,000 | 0 | 0 | 52,000 | 904.80 |
| 004-059-00C | CASH, RICHARD M & LORI | 32,800 | 0 | 0 | 32,800 | 570.72 |
| 007-015-00F | CASH, RICHARD M. | 49,800 | 96,100 | 9,500 | 136,400 | 2,373.36 |
| 008-023 | CASS, JAMES E. | 53,000 | 96,300 | 9,500 | 139,800 | 2,432.52 |
| 008-024 | CASS, JAMES E. | 29,500 | 0 | 0 | 29,500 | 513.30 |
| 07A-015 | CASS, JAMES E. & KOLLEEN M. | 40,000 | 0 | 0 | 40,000 | 696.00 |
| 007-015-00J | CENTRAL MAINE POWER LOCAL TAX | 11,300 | 0 | 0 | 11,300 | 196.62 |
| 005-029 | CENTRAL MAINE POWER LOCAL TAX | 50,400 | 0 | 0 | 50,400 | 876.96 |
| 009-049-00B | CENTRAL MAINE POWER LOCAL TAX | 34,500 | 0 | 0 | 34,500 | 600.30 |
| 008-102 | CENTRAL MAINE POWER LOCAL TAX | 30,000 | 0 | 0 | 30,000 | 522.00 |
| 008-103 | CENTRAL MAINE POWER LOCAL TAX | 50,700 | 0 | 0 | 50,700 | 882.18 |

| MAP/LOT | OWNER | LAND | BLDG | Exemption | TAXABLE | TAX |
|-------------|------------------------------------|-----------|---------|-----------|-----------|------------|
| 009-106 | CENTRAL MAINE POWER LOCAL TAX | 1,300 | 0 | 0 | 1,300 | 22.62 |
| 007-026-00A | CENTRAL MAINE POWER LOCAL TAX | 11,500 | 0 | 0 | 11,500 | 200.10 |
| 005-038-00A | CENTRAL MAINE POWER LOCAL TAX | 12,300 | 0 | 0 | 12,300 | 214.02 |
| 007-014-00C | CENTRAL MAINE POWER LOCAL TAX | 11,300 | 0 | 0 | 11,300 | 196.62 |
| 007-014-00D | CENTRAL MAINE POWER LOCAL TAX | 20,600 | 0 | 0 | 20,600 | 358.44 |
| 007-014-00E | CENTRAL MAINE POWER LOCAL TAX | 20,600 | 0 | 0 | 20,600 | 358.44 |
| 007-014-00F | CENTRAL MAINE POWER LOCAL TAX | 20,600 | 0 | 0 | 20,600 | 358.44 |
| 007-016-00B | CENTRAL MAINE POWER LOCAL TAX | 12,000 | 0 | 0 | 12,000 | 208.80 |
| TMS+DD2 | CENTRAL MAINE POWER LOCAL TAX | 7,581,100 | 0 | 0 | 7,581,100 | 131,911.14 |
| 009-004-00C | CENTRAL MAINE POWER LOCAL TAX | 800 | 0 | 0 | 800 | 13.92 |
| 015-014 | CENTRAL MAINE POWER LOCAL TAX | 161,200 | 145,500 | 0 | 306,700 | 5,336.58 |
| 009-104 | CENTRAL MAINE POWER LOCAL TAX | 19,200 | 0 | 0 | 19,200 | 334.08 |
| 009-105 | CENTRAL MAINE POWER LOCAL TAX | 4,300 | 0 | 0 | 4,300 | 74.82 |
| TMS+DD1 | CENTRAL MAINE POWER LOCAL TAX | 3,872,900 | 0 | 0 | 3,872,900 | 67,388.46 |
| 011-030 | CHADBOURNE, GLENN P. & SHEILA | 69,500 | 124,200 | 0 | 193,700 | 3,370.38 |
| 004-075 | CHADWICK, JASON H. & PATRICIA A. | 61,900 | 99,700 | 0 | 161,600 | 2,811.84 |
| 07A-011 | CHAIKA, NADEREH S. & DANNY T. | 72,000 | 98,800 | 0 | 170,800 | 2,971.92 |
| 018-004 | CHAMBERLAIN, PAUL D. & GEORGINA | 153,100 | 30,700 | 0 | 183,800 | 3,198.12 |
| 015-017-00A | CHANCE, BETH K. & JAMES M. | 75,500 | 249,400 | 9,500 | 315,400 | 5,487.96 |
| 001-006 | CHANDLER, KARL V. & JYL T. | 165,000 | 82,000 | 0 | 247,000 | 4,297.80 |
| 011-019 | CHAPMAN, HEATHER | 69,400 | 103,700 | 9,500 | 163,600 | 2,846.64 |
| 005-015-00C | CHAPMAN, JOHN A. & TERRY B. | 51,600 | 102,700 | 0 | 154,300 | 2,684.82 |
| 003-074 | CHAPMAN, ROBERT R. & SOPHIA R. | 14,500 | 0 | 0 | 14,500 | 252.30 |
| 004-069-00A | CHAPMAN, TROY P. & EMERY S. | 70,100 | 243,600 | 9,500 | 304,200 | 5,293.08 |
| 008-014-00E | CHARBONNEAU, EDWARD A. IV & ELISSA | 17,700 | 0 | 0 | 17,700 | 307.98 |
| 004-048-00A | CHASE, HOLLY, HEATHER & AUGUSTUS | 38,700 | 0 | 0 | 38,700 | 673.38 |
| 015-021 | CHASE, RICHARD L. & MARY E. | 89,000 | 250,300 | 9,500 | 329,800 | 5,738.52 |
| 008-002 | CHENEY, PAUL M. | 68,900 | 77,600 | 9,500 | 137,000 | 2,383.80 |
| 008-003 | CHENEY, PAUL M. & TAMMY | 21,900 | 0 | 0 | 21,900 | 381.06 |

| MAP/LOT | OWNER | LAND | BLDG | Exemption | TAXABLE | TAX |
|-------------|---------------------------------------|---------|---------|-----------|---------|----------|
| 006-034 | CHERRY, JEFFERY & | 69,200 | 254,400 | 9,500 | 314,100 | 5,465.34 |
| 004-014 | CHEWONKI FOUNDATION, INC. | 97,200 | 0 | 97,200 | 0 | 0.00 |
| 013-022-001 | CLANCY, HAMILTON G. | 69,200 | 0 | 0 | 69,200 | 1,204.08 |
| 008-012-00B | CLARK, ELIZABETH W. | 5,100 | 0 | 0 | 5,100 | 88.74 |
| 003-035 | CLARK, GORDON M. | 13,500 | 0 | 0 | 13,500 | 234.90 |
| 003-034 | CLARK, GORDON M. | 61,700 | 0 | 0 | 61,700 | 1,073.58 |
| 013-021 | CLARK, HEIDI L. | 74,200 | 147,400 | 9,500 | 212,100 | 3,690.54 |
| 008-041 | CLARK, JODIE A. & JOHN L. | 71,500 | 89,800 | 9,500 | 151,800 | 2,641.32 |
| 004-054-00A | CLARK, KAROL A. | 77,200 | 89,500 | 9,500 | 157,200 | 2,735.28 |
| 011-023 | CLARK, MICHAEL H. & REBECCA E. | 78,600 | 387,700 | 9,500 | 456,800 | 7,948.32 |
| 009-005 | CLARKE, BRADLEY H | 228,700 | 0 | 0 | 228,700 | 3,979.38 |
| 013-041 | CLAUSON, JOANNE M | 64,500 | 169,100 | 9,500 | 224,100 | 3,899.34 |
| 011-002 | CLEVELAND, RICHARD & EVANS, ELIZABETH | 71,300 | 76,900 | 9,500 | 138,700 | 2,413.38 |
| 004-046 | CLEWLEY, JEFFERY D. & LUCINDA S. | 58,900 | 187,600 | 9,500 | 237,000 | 4,123.80 |
| 002-005 | COBURN, RUTH & | 57,000 | 0 | 0 | 57,000 | 991.80 |
| 004-089 | COFFIN, GARRETT S. | 57,800 | 213,400 | 0 | 271,200 | 4,718.88 |
| 003-061 | COGGESHALL, TOMLIN & JOHN | 9,900 | 0 | 0 | 9,900 | 172.26 |
| 003-060 | COGGESHALL, TOMLIN PERKINS | 223,500 | 348,500 | 9,500 | 562,500 | 9,787.50 |
| 012-016 | COIT, MARGARET G. | 47,700 | 0 | 0 | 47,700 | 829.98 |
| 012-020-00A | COIT, MARGARET G. | 52,300 | 0 | 0 | 52,300 | 910.02 |
| 003-013 | COLBY, CHARLES III & DEBORA | 58,500 | 127,500 | 0 | 186,000 | 3,236.40 |
| 005-043 | COLE, ARLENE M.; ET AL | 95,000 | 107,300 | 0 | 202,300 | 3,520.02 |
| 007-049 | COLE, RAYMOND E. | 54,100 | 121,600 | 9,500 | 166,200 | 2,891.88 |
| 004-054-00B | COLEMAN, GARRY R. & MARGARET V. | 66,100 | 98,400 | 0 | 164,500 | 2,862.30 |
| 011-026 | CONCORD TRUST CO, LLC.; TRUSTEE | 51,000 | 0 | 0 | 51,000 | 887.40 |
| 003-065-00B | CONTARDO, BARBARA J. | 215,000 | 266,500 | 9,500 | 472,000 | 8,212.80 |
| 003-070 | COOMBS, LINDA H. | 57,000 | 131,400 | 0 | 188,400 | 3,278.16 |
| 004-047-00A | CORBETT, JODY | 62,200 | 125,900 | 9,500 | 178,600 | 3,107.64 |
| 004-079 | CORSCADEN, PATRICIA | 60,100 | 184,100 | 9,500 | 234,700 | 4,083.78 |

| MAP/LOT | OWNER | LAND | BLDG | Exemption | TAXABLE | TAX |
|-------------|---|---------|---------|-----------|---------|-----------|
| 003-078-00A | CORSCADEN, PATRICIA | 38,200 | 0 | 0 | 38,200 | 664.68 |
| 017-019 | CORSON, STEPHEN J. & JANICE R. | 191,300 | 63,300 | 0 | 254,600 | 4,430.04 |
| 016-013-00G | COUGHLAN, ANN M. & STRAUS, DOUGLAS W. | 84,300 | 242,800 | 0 | 327,100 | 5,691.54 |
| 007-066 | COUGLE, SALLY G.; DEVISEES OF | 51,600 | 138,400 | 15,200 | 174,800 | 3,041.52 |
| 006-035-00E | COURAND, ETHAN P. & JONES, ELIZA C. | 63,500 | 95,500 | 0 | 159,000 | 2,766.60 |
| 002-046-00A | COUSINS, JOHN L | 50,000 | 101,700 | 9,500 | 142,200 | 2,474.28 |
| 011-046 | COYNE, WILLIAM N. & ELLEN E. | 325,000 | 334,100 | 9,500 | 649,600 | 11,303.04 |
| 004-070-00A | CRAFTS, JEFFERY H. | 500 | 0 | 0 | 500 | 8.70 |
| 07A-009 | CRAFTS, KEVIN T. | 71,400 | 125,500 | 0 | 196,900 | 3,426.06 |
| 003-006 | CRAIG, DOUGLAS L. & MARY C. | 60,900 | 299,400 | 9,500 | 350,800 | 6,103.92 |
| 002-029-00A | CREAMER, ROSE M. | 58,000 | 9,100 | 9,500 | 57,600 | 1,002.24 |
| 07A-046 | CROWELL, DAVID A. | 65,000 | 95,500 | 0 | 160,500 | 2,792.70 |
| 008-020 | CRUMMETT, MARK & CHERYL | 104,300 | 124,900 | 9,500 | 219,700 | 3,822.78 |
| 002-012 | CUNNINGHAM, GERTRUDE H. | 75,700 | 68,000 | 15,200 | 128,500 | 2,235.90 |
| 002-013 | CUNNINGHAM, GERTRUDE H. | 4,600 | 0 | 0 | 4,600 | 80.04 |
| 002-021 | CUNNINGHAM, JAMES D. & CHERYL A. | 8,400 | 0 | 0 | 8,400 | 146.16 |
| 017-027 | CUNNINGHAM, VIRGINIA, PAULA & JULIE; TR | 202,500 | 176,000 | 0 | 378,500 | 6,585.90 |
| 006-045 | CURLEWIS, IAN | 58,300 | 0 | 0 | 58,300 | 1,014.42 |
| 006-042 | CURLEWIS, IAN | 56,000 | 0 | 0 | 56,000 | 974.40 |
| 006-042-00C | CURLEWIS, IAN | 29,400 | 0 | 0 | 29,400 | 511.56 |
| 013-039 | CURRAN, JANICE E. | 58,300 | 125,700 | 0 | 184,000 | 3,201.60 |
| 013-055 | CURRY, DAVID P. & MORTER, GWENDA R.; TR | 68,600 | 216,300 | 0 | 284,900 | 4,957.26 |
| 009-016 | CURTIS, THOMAS B. & DIANE A. | 15,900 | 0 | 0 | 15,900 | 276.66 |
| 007-052-00J | CUSHING, KERRY A. & CHESKA, KATHLEEN J. | 58,200 | 134,900 | 0 | 193,100 | 3,359.94 |
| 003-020-00B | DADMUN, SUSAN JOY | 50,000 | 128,500 | 9,500 | 169,000 | 2,940.60 |
| 005-010 | DAHMEN, JANE M. | 215,000 | 265,000 | 9,500 | 470,500 | 8,186.70 |
| 018-001 | DAIGLE, JOSHUA J. & DANA W. & | 171,000 | 155,700 | 0 | 326,700 | 5,684.58 |
| 004-055-00A | DAIUTE, JESSE | 61,500 | 114,700 | 0 | 176,200 | 3,065.88 |
| 006-048-00B | DAIUTE, MARK H. & SHERYL L. | 59,500 | 148,700 | 9,500 | 198,700 | 3,457.38 |

| MAP/LOT | OWNER | LAND | BLDG | Exemption | TAXABLE | TAX |
|-------------|-----------------------------------|---------|---------|-----------|---------|----------|
| 004-059-00A | DAIUTE, MARK H. & SHERYL L. | 38,400 | 0 | 0 | 38,400 | 668.16 |
| 006-007-00D | DALTON, JOSEPH P. | 116,200 | 106,500 | 9,500 | 213,200 | 3,709.68 |
| 007-021-00C | DALTON, PAULINE | 149,300 | 28,600 | 0 | 177,900 | 3,095.46 |
| 009-045 | DAMARISCOTTA LAKE WATERSHED ASSOC | 82,500 | 0 | 82,500 | 0 | 0.00 |
| 003-053 | DAMARISCOTTA RIVER ASSOCIATION | 83,500 | 0 | 83,500 | 0 | 0.00 |
| 003-015 | DAMARISCOTTA RIVER ASSOCIATION | 27,900 | 0 | 27,900 | 0 | 0.00 |
| 005-069-00A | DAMARISCOTTA RIVER ASSOCIATION | 26,000 | 0 | 26,000 | 0 | 0.00 |
| 005-062 | DAMARISCOTTA RIVER ASSOCIATION | 16,000 | 0 | 16,000 | 0 | 0.00 |
| 015-017 | DAMARISCOTTA RIVER ASSOCIATION | 26,400 | 0 | 26,400 | 0 | 0.00 |
| 005-059 | DAMARISCOTTA RIVER ASSOCIATION | 4,300 | 0 | 4,300 | 0 | 0.00 |
| 005-061 | DAMARISCOTTA RIVER ASSOCIATION | 12,500 | 0 | 12,500 | 0 | 0.00 |
| 001-007 | DAMARISCOTTA RIVER ASSOCIATION | 1,800 | 0 | 1,800 | 0 | 0.00 |
| 005-067-00A | DAMARISCOTTA RIVER ASSOCIATION | 2,900 | 0 | 2,900 | 0 | 0.00 |
| 002-035-00B | DAMARISCOTTA RIVER ASSOCIATION | 16,400 | 0 | 16,400 | 0 | 0.00 |
| 005-021-00A | DAMARISCOTTA RIVER ASSOCIATION | 34,000 | 0 | 34,000 | 0 | 0.00 |
| 005-069-00B | DAMARISCOTTA RIVER ASSOCIATION | 14,500 | 0 | 14,500 | 0 | 0.00 |
| 001-008-00C | DAMARISCOTTA RIVER ASSOCIATION | 17,700 | 0 | 17,700 | 0 | 0.00 |
| 008-032-00D | DAMIAN, JOHN G. | 27,200 | 10,600 | 0 | 37,800 | 657.72 |
| 006-036 | DARDIS, EDWARD G. | 63,500 | 121,600 | 0 | 185,100 | 3,220.74 |
| 006-037 | DARDIS, EDWARD G. | 22,500 | 0 | 0 | 22,500 | 391.50 |
| 006-049 | DARDIS, LEIDA P. | 8,800 | 0 | 0 | 8,800 | 153.12 |
| 006-050 | DARDIS, LEIDA P. | 15,700 | 0 | 0 | 15,700 | 273.18 |
| 007-003 | DARDIS, LEIDA P. | 56,600 | 0 | 0 | 56,600 | 984.84 |
| 007-004 | DARDIS, LEIDA P. | 55,100 | 167,400 | 0 | 222,500 | 3,871.50 |
| 006-023 | DARDIS, LEIDA P. | 23,000 | 0 | 0 | 23,000 | 400.20 |
| 006-030 | DARDIS, LEIDA P. | 6,300 | 0 | 0 | 6,300 | 109.62 |
| 006-029 | DARDIS, LEIDA P. | 41,600 | 0 | 0 | 41,600 | 723.84 |
| 006-031 | DARDIS, LEIDA P. | 5,400 | 0 | 0 | 5,400 | 93.96 |
| 006-029-00B | DARDIS, MARGARET M.; DEVISS OF | 6,600 | 0 | 0 | 6,600 | 114.84 |

| MAP/LOT | OWNER | LAND | BLDG | Exemption | TAXABLE | TAX |
|-----------------|--|---------|---------|-----------|---------|-----------|
| 003-038 | D'AREZZO, ARLENE | 30,500 | 0 | 0 | 30,500 | 530.70 |
| 007-032-00A | DAVEY, REGINA | 75,000 | 111,800 | 0 | 186,800 | 3,250.32 |
| 006-014 | DAVIS, A. GORDON JR | 72,000 | 0 | 0 | 72,000 | 1,252.80 |
| 004-056 | DAVIS, A. GORDON JR. | 54,800 | 0 | 0 | 54,800 | 953.52 |
| 07A-016 | DAVIS, GLEN S. | 66,600 | 298,100 | 9,500 | 355,200 | 6,180.48 |
| 006-008-00D | DAVIS, KATHERINE & KESNER, JENNIFER | 118,000 | 180,800 | 0 | 298,800 | 5,199.12 |
| 005-007 | DAVIS, PAUL | 87,200 | 132,800 | 9,500 | 210,500 | 3,662.70 |
| 006-014-00A | DAVIS, ROSWELL & REBECCA S.; TRUSTEES | 73,700 | 55,200 | 0 | 128,900 | 2,242.86 |
| 07A-035 | DAVIS, TRACYE | 65,800 | 263,100 | 0 | 328,900 | 5,722.86 |
| 012-012 | DAVISON-JENKINS, SARAH | 71,900 | 309,700 | 9,500 | 372,100 | 6,474.54 |
| 012-023-00A | DAVISON-JENKINS, SARAH | 51,600 | 0 | 0 | 51,600 | 897.84 |
| 004-054-00D | DAY, SUSAN E. & SPENCE, ELIZABETH S. | 54,500 | 151,900 | 9,500 | 196,900 | 3,426.06 |
| 013-005 | DEAD RIVER COMPANY | 68,800 | 189,100 | 0 | 257,900 | 4,487.46 |
| 013-005-00D | DEAD RIVER COMPANY | 0 | 83,900 | 0 | 83,900 | 1,459.86 |
| 013-006 | DEAD RIVER COMPANY | 1,400 | 0 | 0 | 1,400 | 24.36 |
| 013-006-00A | DEAD RIVER COMPANY | 8,000 | 0 | 0 | 8,000 | 139.20 |
| 012-006 | DEAD RIVER COMPANY | 71,800 | 69,600 | 0 | 141,400 | 2,460.36 |
| 003-061-00B | DEBLOIS, MARK W. & RACHEL B. | 57,000 | 107,400 | 9,500 | 154,900 | 2,695.26 |
| 003-028-00A | DEDRICK, PAUL E. & NANCY | 59,500 | 91,300 | 9,500 | 141,300 | 2,458.62 |
| 005-001 | DEGARMO, SHERBURNE P. & BARBARA J.; TR | 64,800 | 165,100 | 9,500 | 220,400 | 3,834.96 |
| 018-003 | DELANO, JOSEPH & CHARMAINE N. | 153,100 | 29,000 | 0 | 182,100 | 3,168.54 |
| 008-042-00B | DELEMONTE, GEORGE F. & AVIS E. | 59,800 | 100,000 | 9,500 | 150,300 | 2,615.22 |
| 003-057 | DENRAY, LLC | 235,900 | 640,100 | 0 | 876,000 | 15,242.40 |
| 002-020-00A-003 | DERUITER, NORMAN H., JR. | 67,400 | 129,900 | 0 | 197,300 | 3,433.02 |
| 002-020-00A-005 | DERUITER, NORMAN H., JR. | 32,100 | 0 | 0 | 32,100 | 558.54 |
| 002-020-00A-004 | DERUITER, NORMAN H., JR. | 33,600 | 0 | 0 | 33,600 | 584.64 |
| 014-007 | DEVIN, LAURA W. | 66,900 | 112,400 | 9,500 | 169,800 | 2,954.52 |
| 012-023 | DEWITT, ROBERT M. JR. | 61,700 | 180,800 | 0 | 242,500 | 4,219.50 |
| 002-065 | DEXTER, ARTHUR A.; TRUSTEE | 52,100 | 116,800 | 9,500 | 159,400 | 2,773.56 |

| MAP/LOT | OWNER | LAND | BLDG | Exemption | TAXABLE | TAX |
|-------------|--|---------|---------|-----------|---------|----------|
| 008-077 | DF PARTNERSHIP | 63,300 | 0 | 0 | 63,300 | 1,101.42 |
| 015-002 | DICHTER, MEGAN K. & HENNING, LARS O. | 77,400 | 147,300 | 0 | 224,700 | 3,909.78 |
| 004-077 | DICK, JEFFREY H. | 59,200 | 83,300 | 9,500 | 133,000 | 2,314.20 |
| 007-017-00C | DICKENS, JOHN M. & ELLEN E. | 78,200 | 253,500 | 9,500 | 322,200 | 5,606.28 |
| 006-041-00C | DINSMORE, LISA | 50,000 | 21,800 | 15,200 | 56,600 | 984.84 |
| 008-041-00C | DINSMORE, LISA W. & SHAWN | 59,800 | 69,300 | 9,500 | 119,600 | 2,081.04 |
| 006-041-00B | DINSMORE, LISA; TRUSTEE | 50,000 | 66,000 | 0 | 116,000 | 2,018.40 |
| 006-041-00D | DINSMORE, SANDRA & ROBERT | 58,100 | 65,100 | 9,500 | 113,700 | 1,978.38 |
| 014-002 | DINSMORE, THOMAS H. | 65,500 | 84,400 | 9,500 | 140,400 | 2,442.96 |
| 014-018 | DINSMORE, THOMAS H. | 800 | 0 | 0 | 800 | 13.92 |
| 013-059 | DIXON, STEPHEN P. | 190,500 | 213,300 | 9,500 | 394,300 | 6,860.82 |
| 07A-013 | DOBBELSTEYN, CHERYL L. | 65,000 | 138,900 | 9,500 | 194,400 | 3,382.56 |
| 011-011 | DODGE, CALVIN H. | 200 | 0 | 0 | 200 | 3.48 |
| 011-001 | DODGE, CALVIN H. & MARJORIE A. | 100 | 0 | 0 | 100 | 1.74 |
| 008-012 | DODGE, EDWARD T. & KIMBERLY H. | 45,300 | 0 | 0 | 45,300 | 788.22 |
| 013-012 | DODGE, JOEL H. SR & CHAPMAN, DAMIAN C. | 79,200 | 170,400 | 0 | 249,600 | 4,343.04 |
| 003-019 | DODGE, RICHARD & MADELINE | 50,900 | 85,100 | 15,200 | 120,800 | 2,101.92 |
| 004-025 | DODGE, RICHARD & MADELINE | 22,300 | 14,200 | 0 | 36,500 | 635.10 |
| 005-054 | DOE, JUDITH A.; DEVICES OF | 53,900 | 0 | 0 | 53,900 | 937.86 |
| 004-074 | DOE, LOUIS L. | 76,800 | 208,200 | 15,200 | 269,800 | 4,694.52 |
| 005-054-00A | DOE, LOUIS L. | 88,300 | 418,400 | 0 | 506,700 | 8,816.58 |
| 013-005-00B | DOE, LOUIS L. INC. | 0 | 15,300 | 0 | 15,300 | 266.22 |
| 004-075-00A | DOE, MARK L. | 50,000 | 82,200 | 9,500 | 122,700 | 2,134.98 |
| 004-091-00B | DOE, MARK L. (Rental Property) | 61,600 | 57,200 | 0 | 118,800 | 2,067.12 |
| 002-028-00A | DOHERTY, CHRISTOPHER C. | 67,000 | 91,800 | 9,500 | 149,300 | 2,597.82 |
| 004-048-00B | DOLLOFF, TAMARA J. & ERIC J. | 74,200 | 225,800 | 9,500 | 290,500 | 5,054.70 |
| 003-065-001 | DONOVAN, BRENDA J. | 216,000 | 266,400 | 9,500 | 472,900 | 8,228.46 |
| 007-017 | DUDAS, CHARLES & MARY S. | 95,300 | 145,300 | 0 | 240,600 | 4,186.44 |
| 004-049-00A | DUFFY, LEONARD & NANCY H. | 300 | 0 | 0 | 300 | 5.22 |

| MAP/LOT | OWNER | LAND | BLDG | Exemption | TAXABLE | TAX |
|-------------|--------------------------------------|---------|---------|-----------|---------|----------|
| 004-050 | DUFFY, LEONARD & NANCY H. | 8,200 | 0 | 0 | 8,200 | 142.68 |
| 020-011 | DUFFY, NANCY H. | 58,000 | 135,100 | 9,500 | 183,600 | 3,194.64 |
| 007-002 | DUMONT, LAWRENCE C.; DEVISEES OF | 6,100 | 0 | 0 | 6,100 | 106.14 |
| 007-027 | DUMONT, LAWRENCE C.; DEVISEES OF | 102,000 | 123,200 | 0 | 225,200 | 3,918.48 |
| 007-028 | DUMONT, LAWRENCE C.; DEVISEES OF | 6,300 | 0 | 0 | 6,300 | 109.62 |
| 007-063 | DUMONT, LAWRENCE C.; DEVISEES OF | 4,300 | 0 | 0 | 4,300 | 74.82 |
| 007-027-001 | DUMONT, LAWRENCE JR. & JUDITH M.; TR | 65,400 | 274,900 | 9,500 | 330,800 | 5,755.92 |
| 007-027-00A | DUMONT, LAWRENCE JR. & JUDITH M.; TR | 76,600 | 0 | 0 | 76,600 | 1,332.84 |
| 007-028-00A | DUMONT, THEODORE J. | 63,700 | 9,900 | 0 | 73,600 | 1,280.64 |
| 004-054-00E | DUNCAN, CHAD N. & JEAN L. | 64,600 | 201,300 | 0 | 265,900 | 4,626.66 |
| 003-065-00D | DUNLAP, LOUISE | 190,000 | 0 | 0 | 190,000 | 3,306.00 |
| 012-022 | DUNNING, CAROL A. | 66,000 | 167,900 | 15,200 | 218,700 | 3,805.38 |
| 008-066-00A | DUNSTAN, JANE P. | 60,700 | 120,100 | 9,500 | 171,300 | 2,980.62 |
| 003-058 | DWYER, GLENN | 70,700 | 107,200 | 9,500 | 168,400 | 2,930.16 |
| 008-032 | DYER RIVER ASSOCIATES | 6,600 | 0 | 0 | 6,600 | 114.84 |
| 008-060-00A | DYER'S VALLEY FARM, INC. | 50,900 | 17,300 | 0 | 68,200 | 1,186.68 |
| 018-008 | ECCLESTON, FREDERICK & MARY | 199,300 | 85,200 | 0 | 284,500 | 4,950.30 |
| 006-004 | ECKEL, ALAN & PATRICIA L.; TRUSTEES | 117,400 | 166,600 | 0 | 284,000 | 4,941.60 |
| 006-003 | ECKEL, ALAN & PATRICIA L.; TRUSTEES | 116,200 | 10,000 | 0 | 126,200 | 2,195.88 |
| 006-009 | ECKEL, ALLISON | 111,600 | 166,100 | 0 | 277,700 | 4,831.98 |
| 004-087 | EDELSON, HARRY | 88,900 | 0 | 0 | 88,900 | 1,546.86 |
| 006-048-00A | EDELSTEIN, MONTE & KAREN | 61,000 | 142,300 | 9,500 | 193,800 | 3,372.12 |
| 009-046-002 | EDGEOMB, VICTOR A. & ANN D. | 51,300 | 40,800 | 0 | 92,100 | 1,602.54 |
| 004-078 | EDGERLY, PETER D. | 70,000 | 9,000 | 0 | 79,000 | 1,374.60 |
| 004-021-001 | EDMUNDS, HANNAH | 19,000 | 43,700 | 0 | 62,700 | 1,090.98 |
| 013-050 | ELIZABETH & COMPANY LLC | 79,200 | 339,200 | 0 | 418,400 | 7,280.16 |
| 007-022-00F | ELLINWOOD, BENJAMIN T. | 38,900 | 64,900 | 0 | 103,800 | 1,806.12 |
| 007-022-00D | ELLINWOOD, BENJAMIN T. & MELISSA | 62,200 | 174,200 | 0 | 236,400 | 4,113.36 |
| 012-051 | ERNE, JEFFERY L. & MELISSA A | 74,500 | 165,100 | 0 | 239,600 | 4,169.04 |

| MAP/LOT | OWNER | LAND | BLDG | Exemption | TAXABLE | TAX |
|-------------|---------------------------------|---------|---------|-----------|---------|----------|
| 007-025 | ERSKINE, CHARLES A. | 67,000 | 0 | 0 | 67,000 | 1,165.80 |
| 008-043 | ERSKINE, CHARLES A. | 65,800 | 0 | 0 | 65,800 | 1,144.92 |
| 008-073 | ERSKINE, CHARLES A. | 56,800 | 0 | 0 | 56,800 | 988.32 |
| 008-074 | ERSKINE, CHARLES A. | 7,800 | 15,900 | 0 | 23,700 | 412.38 |
| 008-063 | ERSKINE, CHARLES A. | 4,400 | 0 | 0 | 4,400 | 76.56 |
| 006-010 | ERSKINE, CHARLES A. | 13,700 | 0 | 0 | 13,700 | 238.38 |
| 008-008 | ERSKINE, CHARLES A. | 3,800 | 0 | 0 | 3,800 | 66.12 |
| 008-007 | ERSKINE, CHARLES A. | 3,600 | 0 | 0 | 3,600 | 62.64 |
| 008-053 | ERSKINE, CHARLES A. | 4,600 | 0 | 0 | 4,600 | 80.04 |
| 012-054 | ERSKINE, HARDEN & KIMBERLY | 75,000 | 256,800 | 0 | 331,800 | 5,773.32 |
| 012-047 | ERSKINE, HARDEN & KIMBERLY | 2,000 | 0 | 0 | 2,000 | 34.80 |
| 018-017 | ESLIN, MURIEL | 43,200 | 15,500 | 0 | 58,700 | 1,021.38 |
| 008-039-00A | ESTEY, JAMES & VICKI | 88,900 | 100,200 | 9,500 | 179,600 | 3,125.04 |
| 001-005-003 | EWALT, THOMAS B. & CHLOE B. | 196,600 | 53,600 | 0 | 250,200 | 4,353.48 |
| 008-038 | FAIRHURST, THOMAS R. & TERRY S. | 71,500 | 140,700 | 9,500 | 202,700 | 3,526.98 |
| 016-014 | FAIRPOINT COMMUNICATIONS | 42,800 | 3,800 | 0 | 46,600 | 810.84 |
| 005-056 | FAITH BAPTIST CHURCH | 83,000 | 168,200 | 251,200 | 0 | 0.00 |
| 002-015 | FAKE, THOMAS & LORNA | 58,000 | 151,200 | 9,500 | 199,700 | 3,474.78 |
| 004-057 | FALES, ROBERT; TRUSTEE | 11,800 | 0 | 0 | 11,800 | 205.32 |
| 006-052 | FALES, ROBERT; TRUSTEE | 11,300 | 0 | 0 | 11,300 | 196.62 |
| 006-048 | FALES, ROBERT; TRUSTEE | 19,600 | 0 | 0 | 19,600 | 341.04 |
| 013-029 | FARNSWORTH, EARL G. | 73,300 | 64,400 | 9,500 | 128,200 | 2,230.68 |
| 008-051-00B | FARNSWORTH, PAMELA | 51,100 | 119,300 | 9,500 | 160,900 | 2,799.66 |
| 001-005-001 | FARRELL, THOMAS M. & SARAH | 194,200 | 0 | 0 | 194,200 | 3,379.08 |
| 007-014-00A | FARYNA, OWEN & ELIZABETH H. | 62,700 | 138,900 | 0 | 201,600 | 3,507.84 |
| 007-038 | FAUX, GEORGE F. II | 10,000 | 29,100 | 0 | 39,100 | 680.34 |
| 007-040 | FEALY, GEORGE F. II & MELODY | 190,000 | 106,700 | 9,500 | 287,200 | 4,997.28 |
| 007-005-00E | FEALY, ROBERT L.; TRUSTEE | 26,200 | 0 | 0 | 26,200 | 455.88 |
| 010-009-00B | FERGUSON, DUNCAN, TRUSTEE | 6,500 | 0 | 0 | 6,500 | 113.10 |

| MAP/LOT | OWNER | LAND | BLDG | Exemption | TAXABLE | TAX |
|-------------|--|---------|---------|-----------|---------|----------|
| 013-080 | FERGUSON, RALPH R. | 62,800 | 96,400 | 9,500 | 149,700 | 2,604.78 |
| 004-081-00A | FERRANTE, DAVID J. | 50,000 | 61,500 | 9,500 | 102,000 | 1,774.80 |
| 009-046-009 | FERRANTE, DUANE H. & JOANNE F. | 55,400 | 100,000 | 15,200 | 140,200 | 2,439.48 |
| 011-046-00A | FIELDING, JONATHAN E.; TRUSTEE | 220,300 | 0 | 0 | 220,300 | 3,833.22 |
| 005-051 | FIELDS, DAVID M. & GALE, ADELE K. | 74,300 | 139,200 | 9,500 | 204,000 | 3,549.60 |
| 008-032-00A | FISKE, MATTHEW & ARACELY | 60,200 | 77,400 | 0 | 137,600 | 2,394.24 |
| 009-046-003 | FITZPATRICK, KEVIN & BETTY | 55,200 | 47,500 | 9,500 | 93,200 | 1,621.68 |
| 001-005-005 | FLAGG, KENNETH & KRISTEN | 5,800 | 0 | 0 | 5,800 | 100.92 |
| 019-006 | FLESSER, BRIAN D. & TRACEY E. | 58,600 | 256,300 | 0 | 314,900 | 5,479.26 |
| 006-013 | FLIS, ROBERT & RADEMACHER-FLIS, BONNIE | 53,300 | 0 | 0 | 53,300 | 927.42 |
| 004-047-00B | FLIS, ROBERT & RADEMACHER-FLIS, BONNIE | 67,000 | 210,800 | 0 | 277,800 | 4,833.72 |
| 007-035 | FLYNN, KELLY A. | 87,200 | 184,300 | 9,500 | 262,000 | 4,558.80 |
| 017-016 | FOGG, JOAN E. | 190,000 | 116,000 | 0 | 306,000 | 5,324.40 |
| 004-059 | FOOTE, BRIAN S. & BERTHA S. | 59,800 | 101,900 | 9,500 | 152,200 | 2,648.28 |
| 002-028-00B | FORD, ROBIN & MARK | 58,000 | 60,500 | 9,500 | 109,000 | 1,896.60 |
| 017-021 | FORTIER, BERNICE M.; DEVISEES OF | 145,100 | 41,700 | 0 | 186,800 | 3,250.32 |
| 017-021-00A | FORTIER, BRUCE E. & ANITA E. | 123,900 | 95,700 | 9,500 | 210,100 | 3,655.74 |
| 07A-006 | FOSSETT, KAREN | 65,400 | 81,000 | 9,500 | 136,900 | 2,382.06 |
| 003-017 | FOSTER, ROBERT L. JR. | 50,000 | 0 | 0 | 50,000 | 870.00 |
| 003-030 | FOSTER, ROBERT L. JR. | 25,000 | 0 | 0 | 25,000 | 435.00 |
| 003-031 | FOSTER, ROBERT L. JR. | 74,600 | 198,000 | 9,500 | 263,100 | 4,577.94 |
| 003-018-00A | FOSTER, ROBERT L. JR. | 30,600 | 0 | 0 | 30,600 | 532.44 |
| 007-005-00B | FOTINO, ROGER & GERALDINE | 37,800 | 0 | 0 | 37,800 | 657.72 |
| 006-019 | FOWLER, DOUGLAS & RACHEL | 50,000 | 172,700 | 9,500 | 213,200 | 3,709.68 |
| 008-012-00A | FOX, LYNNE HUNTER O.; TRUSTEE | 61,000 | 68,900 | 0 | 129,900 | 2,260.26 |
| 006-007-00G | FOX, LYNNE HUNTER O.; TRUSTEE | 120,900 | 239,000 | 0 | 359,900 | 6,262.26 |
| 016-001 | FRALLICIARDI, FRANK R. & MICHELE | 215,000 | 78,900 | 0 | 293,900 | 5,113.86 |
| 007-061 | FRANKLIN, CHRISTOPHER | 200,800 | 75,700 | 9,500 | 267,000 | 4,645.80 |
| 005-010-00A | FRANZAROLI, FRANCA | 220,000 | 250,000 | 0 | 470,000 | 8,178.00 |

| MAP/LOT | OWNER | LAND | BLDG | Exemption | TAXABLE | TAX |
|-----------------|--|---------|---------|-----------|---------|-----------|
| 003-049 | FREEMAN, GEORGE M. & | 61,100 | 296,800 | 9,500 | 348,400 | 6,062.16 |
| 003-049-00C | FREEMAN, GEORGE M. & BRALOVSKAYA, TATIANA | 32,900 | 0 | 0 | 32,900 | 572.46 |
| 004-075-00B | FREEMAN, LISA H. | 72,400 | 171,400 | 0 | 243,800 | 4,242.12 |
| 009-023-00C | FREEMAN, PAMELA C. | 59,000 | 70,500 | 9,500 | 120,000 | 2,088.00 |
| 011-031 | FRENCH, PAULINE A. | 78,800 | 122,100 | 15,200 | 185,700 | 3,231.18 |
| 004-090-00C | FREY, EVA D. | 88,500 | 0 | 0 | 88,500 | 1,539.90 |
| 005-015 | FREY, EVA D. | 67,800 | 0 | 0 | 67,800 | 1,179.72 |
| 005-015-00A | FREY, EVA D. & STEVEN A. | 106,500 | 761,100 | 0 | 867,600 | 15,096.24 |
| 007-005-00F | FREY, JOHN H. III & SYLVIA E. | 22,600 | 0 | 0 | 22,600 | 393.24 |
| 007-005-00G | FREY, JOHN H. III & SYLVIA E. | 47,200 | 136,100 | 9,500 | 173,800 | 3,024.12 |
| 005-015-001 | FREY, R. BENJAMIN & JENSEN-STARR, DANCER | 45,100 | 137,000 | 0 | 182,100 | 3,168.54 |
| 005-015-00D-001 | FREY, STEVEN A. | 50,800 | 92,000 | 9,500 | 133,300 | 2,319.42 |
| 004-090-00A | FREY, STEVEN A. | 84,000 | 0 | 0 | 84,000 | 1,461.60 |
| 005-047 | FRINK, MARTHA C. | 75,900 | 171,100 | 9,500 | 237,500 | 4,132.50 |
| 018-018-00B | GAGNE, MARK J. & SHERYL L. | 5,200 | 0 | 0 | 5,200 | 90.48 |
| 018-012 | GAGNE, MARK J. & SHERYL L. | 141,600 | 16,400 | 0 | 158,000 | 2,749.20 |
| 018-018 | GAGNE, MARK J. & SHERYL L. | 31,000 | 0 | 0 | 31,000 | 539.40 |
| 013-023 | GAGNON, ADAM & MICHELLE | 70,100 | 128,400 | 9,500 | 189,000 | 3,288.60 |
| 002-018 | GAGNON, STEPHEN R. | 58,000 | 27,600 | 9,500 | 76,100 | 1,324.14 |
| 002-052 | GALLAGHER, JOSEPH C. & CAROLE M. | 58,000 | 85,200 | 0 | 143,200 | 2,491.68 |
| 002-060 | GALLAGHER, RACHEL W. | 2,400 | 0 | 0 | 2,400 | 41.76 |
| 003-005 | GALLAGHER, RACHEL W. | 62,000 | 194,800 | 9,500 | 247,300 | 4,303.02 |
| 009-004-00D | GAMAGE, MELINDA M. | 54,000 | 81,500 | 9,500 | 126,000 | 2,192.40 |
| 004-064 | GANNETT, ARTHUR P. | 85,700 | 169,300 | 0 | 255,000 | 4,437.00 |
| 001-004 | GARBER, PAUL G. & PATRICIA L. | 53,500 | 0 | 0 | 53,500 | 930.90 |
| 003-061-00N | GARBER, PAUL M. & NATASHIA J. | 62,000 | 161,100 | 9,500 | 213,600 | 3,716.64 |
| 012-039 | GARCIA, JOSEPH & LILLIAN | 234,000 | 161,700 | 15,200 | 380,500 | 6,620.70 |
| 020-001 | GARRISON HILL GRANGE #497 | 22,800 | 104,300 | 127,100 | 0 | 0.00 |

| MAP/LOT | OWNER | LAND | BLDG | Exemption | TAXABLE | TAX |
|-----------------|---|---------|---------|-----------|---------|----------|
| 012-049-00A | GASPARINI, JOHN N.; DEVISEES OF | 325,000 | 161,900 | 15,200 | 471,700 | 8,207.58 |
| 007-028-00C | GASTALDO, SUZANNE | 89,000 | 111,900 | 9,500 | 191,400 | 3,330.36 |
| 003-073-00B | GAUDET, LORENZO | 200 | 0 | 0 | 200 | 3.48 |
| 009-003 | GAY, CAROL | 73,000 | 146,100 | 9,500 | 209,600 | 3,647.04 |
| 015-020 | GAY, FRANCES | 75,600 | 49,300 | 9,500 | 115,400 | 2,007.96 |
| 004-061 | GAYDOS, WILLIAM M. & JACQUELINE L.; TRS | 92,300 | 93,600 | 0 | 185,900 | 3,234.66 |
| 002-058 | GAYTHWAITE, MARTHA & | 58,800 | 127,800 | 0 | 186,600 | 3,246.84 |
| 007-005-00J | GENTHNER, LARRY H. | 54,900 | 10,200 | 9,500 | 55,600 | 967.44 |
| 007-054 | GENTHNER, RICKY B. | 53,200 | 69,000 | 0 | 122,200 | 2,126.28 |
| 009-019-00A | GERDING, ELIZABETH T. | 58,700 | 157,200 | 15,200 | 200,700 | 3,492.18 |
| 008-047 | GEROUX, DARRYL L. | 84,600 | 117,600 | 9,500 | 192,700 | 3,352.98 |
| 008-045-00C | GEROUX, DARRYL L. | 33,000 | 0 | 0 | 33,000 | 574.20 |
| 011-008 | GEROUX, TERRI LYNN & HEBERT W. JR. | 76,600 | 135,800 | 9,500 | 202,900 | 3,530.46 |
| 010-006-00A | GEROUX, VIRGINIA & ANTHONY J. | 6,000 | 0 | 0 | 6,000 | 104.40 |
| 009-047 | GEROUX, VIRGINIA W. & JOHN A. | 23,100 | 0 | 0 | 23,100 | 401.94 |
| 010-007 | GEROUX, VIRGINIA W. & JOHN A. | 52,800 | 0 | 0 | 52,800 | 918.72 |
| 011-034 | GHOEYEB, SUSAN E.; DEVISES OF | 71,100 | 72,500 | 9,500 | 134,100 | 2,333.34 |
| 008-018-005 | GIAMPETRUZZI, ROBERT F. & JOANN B. | 27,300 | 0 | 0 | 27,300 | 475.02 |
| 008-037 | GIFFORD, JOSEPH L. JR. | 66,700 | 45,500 | 9,500 | 102,700 | 1,786.98 |
| 008-052-00B | GILBERT, JAMES & SUZANNE | 45,000 | 128,300 | 9,500 | 163,800 | 2,850.12 |
| 013-013 | GILBERT, JOHN & MELANEE O. | 65,000 | 88,200 | 0 | 153,200 | 2,665.68 |
| 009-004-00B-003 | GILBERT, VALERIE M. | 49,700 | 102,500 | 9,500 | 142,700 | 2,482.98 |
| 013-079 | GILL, VALERIE | 65,500 | 193,100 | 15,200 | 243,400 | 4,235.16 |
| 004-072 | GILMARTIN, JOANNE | 40,800 | 62,100 | 0 | 102,900 | 1,790.46 |
| 007-005-00M | GLASIER, SUSAN E. | 52,200 | 20,900 | 9,500 | 63,600 | 1,106.64 |
| 004-040 | GLEASON, JEANNETTE H. | 120,500 | 222,800 | 9,500 | 333,800 | 5,808.12 |
| 012-025 | GLENDINNING, HELEN V. | 49,300 | 57,300 | 0 | 106,600 | 1,854.84 |
| 011-014 | GLENDINNING, TOR & WINKLE, AMY R. | 75,100 | 93,800 | 9,500 | 159,400 | 2,773.56 |
| 003-052-00A | GLIDDEN FAMILY CEMETERY | 16,200 | 0 | 16,200 | 0 | 0.00 |

| MAP/LOT | OWNER | LAND | BLDG | Exemption | TAXABLE | TAX |
|-------------|--|---------|---------|-----------|---------|-----------|
| 007-016-00C | GLIDDEN, KELTON | 36,000 | 45,800 | 0 | 81,800 | 1,423.32 |
| 012-013 | GLIDDEN, MARIAN, TRUSTEE | 71,700 | 191,600 | 15,200 | 248,100 | 4,316.94 |
| 003-043 | GLUECK, CHARLES G. | 240,500 | 191,000 | 0 | 431,500 | 7,508.10 |
| 003-046 | GLUECK, CHARLES G. JR; PETER J. | 208,700 | 0 | 0 | 208,700 | 3,631.38 |
| 003-043-00B | GLUECK, CHARLES G. JR; PETER J. | 209,000 | 0 | 0 | 209,000 | 3,636.60 |
| 003-043-00D | GLUECK, CHARLES G. JR; PETER J. | 52,500 | 0 | 0 | 52,500 | 913.50 |
| 003-043-00C | GLUECK, JR., CHARLES G. | 215,000 | 107,600 | 0 | 322,600 | 5,613.24 |
| 003-043-00A | GLUECK, PETER J. & SUSAN | 120,000 | 137,600 | 9,500 | 248,100 | 4,316.94 |
| 008-038-00A | GORDON A. LIBBY, INC. | 41,800 | 0 | 0 | 41,800 | 727.32 |
| 008-035 | GORDON LIBBY FOREST PRODUCTS, INC. | 34,400 | 0 | 0 | 34,400 | 598.56 |
| 012-048 | GRAF, DOROTHY L. | 308,800 | 217,800 | 9,500 | 517,100 | 8,997.54 |
| 006-027 | GRAFFAM, RICHARD EARL | 64,100 | 0 | 0 | 64,100 | 1,115.34 |
| 005-048 | GRANT, MARTHA M. | 79,000 | 150,200 | 9,500 | 219,700 | 3,822.78 |
| 007-052-00D | GREEN, TAMZON R. | 50,800 | 84,600 | 0 | 135,400 | 2,355.96 |
| 011-028 | GREGG, CATHERINE H. | 325,100 | 267,900 | 9,500 | 583,500 | 10,152.90 |
| 006-001-00A | GREGORY, KEVIN W. & GREGORY, THOMAS P. | 92,900 | 0 | 0 | 92,900 | 1,616.46 |
| 006-002-00A | GREGORY, KEVIN W. & GREGORY, THOMAS P. | 93,300 | 0 | 0 | 93,300 | 1,623.42 |
| 012-050 | GREGORY, ROBERT B | 74,100 | 0 | 0 | 74,100 | 1,289.34 |
| 007-023 | GREGORY, SHAWN S. & NELSON, DERILYN C. | 88,800 | 135,100 | 0 | 223,900 | 3,895.86 |
| 002-034 | GROVER, CLAYTON P. & SHIRLEY | 71,200 | 35,300 | 9,500 | 97,000 | 1,687.80 |
| 017-013 | GROVER, ROBERT & EVELYN | 160,500 | 16,300 | 0 | 176,800 | 3,076.32 |
| 005-049-00A | GSB SANITARY DISTRICT | 72,400 | 15,200 | 87,600 | 0 | 0.00 |
| 013-074 | GULLO, ROBERT & KATHLEEN | 67,300 | 124,000 | 9,500 | 181,800 | 3,163.32 |
| 002-064 | GUTEK, RICHARD R., TRUSTEE | 76,100 | 138,900 | 9,500 | 205,500 | 3,575.70 |
| 003-002 | GUTEK, RICHARD R., TRUSTEE | 45,500 | 0 | 0 | 45,500 | 791.70 |
| 003-003-00A | GUTEK, ZANDA K.; TRUSTEE | 1,800 | 0 | 0 | 1,800 | 31.32 |
| 005-037-00C | HACKETT, E.A. & | 48,900 | 3,500 | 0 | 52,400 | 911.76 |
| 013-031 | HAGAR, CINDY REED | 69,200 | 94,900 | 0 | 164,100 | 2,855.34 |
| 004-068 | HAGGETT, BARBARA T.; HEIRS OF | 4,900 | 0 | 0 | 4,900 | 85.26 |

| MAP/LOT | OWNER | LAND | BLDG | Exemption | TAXABLE | TAX |
|-----------------|------------------------------------|---------|---------|-----------|---------|-----------|
| 005-003 | HALE, BARBARA S. | 64,500 | 98,200 | 0 | 162,700 | 2,830.98 |
| 005-006-00A | HALE, NATHAN | 197,400 | 0 | 0 | 197,400 | 3,434.76 |
| 005-027 | HALL, BRUCE H. & ROBIN W. | 99,400 | 142,200 | 15,200 | 226,400 | 3,939.36 |
| 008-072-00A | HALL, JR., COLIN A. | 52,400 | 81,900 | 0 | 134,300 | 2,336.82 |
| 006-047 | HALL, JR., COLIN A. | 28,800 | 0 | 0 | 28,800 | 501.12 |
| 005-047-00A | HALVERSON, RICHARD D. & SALLY | 87,500 | 245,700 | 15,200 | 318,000 | 5,533.20 |
| 008-031 | HAMLIN, ROBERT & DEBORAH E. | 81,000 | 123,100 | 9,500 | 194,600 | 3,386.04 |
| 003-065-00K | HANCOCK, DUSTIN & BETHANY | 58,100 | 227,500 | 0 | 285,600 | 4,969.44 |
| 007-028-00B | HANDEL, THOMAS & ANDREA | 83,000 | 152,700 | 9,500 | 226,200 | 3,935.88 |
| 003-022 | HANLEY, GERALDINE N. | 64,000 | 127,000 | 15,200 | 175,800 | 3,058.92 |
| 003-027 | HANLEY, GERALDINE N. | 14,600 | 48,500 | 0 | 63,100 | 1,097.94 |
| 003-039 | HANLEY, GERALDINE N. | 1,500 | 0 | 0 | 1,500 | 26.10 |
| 003-023 | HANLEY, GERALDINE N. | 23,400 | 1,600 | 0 | 25,000 | 435.00 |
| 008-014-00A | HANLEY, JEFFERY P. III & ALISON L. | 50,000 | 95,800 | 0 | 145,800 | 2,536.92 |
| 003-024 | HANLEY, TIMOTHY & LORI P. | 79,000 | 0 | 0 | 79,000 | 1,374.60 |
| 002-067 | HANNIGAN, PATRICIA A. | 63,300 | 236,000 | 9,500 | 289,800 | 5,042.52 |
| 007-022-00A | HANSON, MICHAEL E. & MARILYN W. | 51,800 | 117,800 | 0 | 169,600 | 2,951.04 |
| 007-022-00A-001 | HANSON, MICHAEL E. & MARILYN W. | 32,000 | 0 | 0 | 32,000 | 556.80 |
| 003-065-00L | HARLOW, STANLEY & ELAINE | 67,600 | 277,400 | 9,500 | 335,500 | 5,837.70 |
| 003-065 | HARMAN, KRISTIN L. & DAVID | 217,500 | 462,600 | 0 | 680,100 | 11,833.74 |
| 008-045-00D | HARNISH, FRANK & GERTRUDE | 58,000 | 50,700 | 9,500 | 99,200 | 1,726.08 |
| 004-016 | HARRINGTON, LUCY A. | 280,900 | 376,800 | 9,500 | 648,200 | 11,278.68 |
| 07A-056 | HARRIS, JONATHAN J. & CAROLINE M. | 68,200 | 190,600 | 9,500 | 249,300 | 4,337.82 |
| 004-069-00B | HARRIS, MARY H. | 49,200 | 0 | 0 | 49,200 | 856.08 |
| 07A-043 | HART, BENJAMIN C. & CAROLE J. | 65,000 | 96,700 | 0 | 161,700 | 2,813.58 |
| 013-056 | HART, JOSEPHINE F. | 76,200 | 110,400 | 0 | 186,600 | 3,246.84 |
| 005-067 | HART, JOSEPHINE F. | 231,600 | 0 | 0 | 231,600 | 4,029.84 |
| 005-068 | HART, JOSEPHINE F.; TRUSTEE | 96,300 | 262,200 | 0 | 358,500 | 6,237.90 |

| MAP/LOT | OWNER | LAND | BLDG | Exemption | TAXABLE | TAX |
|-------------|---|---------|---------|-----------|---------|-----------|
| 005-067-00B | HART, MAIA & HART, WILLIAM & MYERS, ANNA W. | 232,700 | 573,100 | 0 | 805,800 | 14,020.92 |
| 002-020-00B | HARTLEY, NANCY | 50,100 | 139,100 | 9,500 | 179,700 | 3,126.78 |
| 009-019-00C | HARTMAN, JOHN H. & CAROL D. | 62,600 | 183,200 | 15,200 | 230,600 | 4,012.44 |
| 009-049-00A | HARVEY, LETTI-ANN | 50,000 | 28,300 | 9,500 | 68,800 | 1,197.12 |
| 008-056 | HASSAN, MILLARD & SANDRA J. | 45,000 | 62,400 | 9,500 | 97,900 | 1,703.46 |
| 006-025 | HATCH, JANET | 77,700 | 196,400 | 15,200 | 258,900 | 4,504.86 |
| 005-030 | HATCH, MARCY | 56,400 | 56,100 | 9,500 | 103,000 | 1,792.20 |
| 007-064 | HATCH, ROBERT R. & CAROLYN M. | 52,400 | 94,600 | 9,500 | 137,500 | 2,392.50 |
| 015-009 | HATHAWAY, ROGER.; TRUSTEE | 85,300 | 88,900 | 15,200 | 159,000 | 2,766.60 |
| 013-066 | HAYDEN, CHRISTOPHER M. | 152,200 | 206,400 | 9,500 | 349,100 | 6,074.34 |
| 005-054-00C | HB BARWICK INC. | 76,500 | 205,000 | 0 | 281,500 | 4,898.10 |
| 003-011 | HEABERLIN, RICK L. & CAROL L. | 69,900 | 126,800 | 0 | 196,700 | 3,422.58 |
| 012-036 | HEAFITZ, LEWIS | 81,300 | 108,400 | 0 | 189,700 | 3,300.78 |
| 007-005-00H | HEALY, TIMOTHY M. | 36,800 | 0 | 0 | 36,800 | 640.32 |
| 007-005-00A | HEALY, TIMOTHY M. & LINDA C. | 35,100 | 0 | 0 | 35,100 | 610.74 |
| 007-005 | HEALY, TIMOTHY M. & LINDA C. | 53,600 | 84,700 | 9,500 | 128,800 | 2,241.12 |
| 005-004 | HEIMSATH-RHODES, GISELA | 88,400 | 228,000 | 9,500 | 306,900 | 5,340.06 |
| 005-007-00A | HEIMSATH-RHODES, GISELA | 3,500 | 0 | 0 | 3,500 | 60.90 |
| 003-012 | HEMINGWAY, SALLIE | 81,000 | 102,700 | 0 | 183,700 | 3,196.38 |
| 015-011 | HENTZ, WILLIAM K. & MICHELLE R. | 75,000 | 45,700 | 0 | 120,700 | 2,100.18 |
| 009-028 | HERSHEY, MARK D. & JUDITH L. | 215,300 | 103,300 | 0 | 318,600 | 5,543.64 |
| 009-038 | HERVOCHON, GEORGE F. III & KATHLEEN A. | 122,900 | 83,600 | 0 | 206,500 | 3,593.10 |
| 016-007 | HEWITT, DAVID & MARY; TRUSTEES | 1,600 | 0 | 0 | 1,600 | 27.84 |
| 016-005 | HEWITT, DAVID E. & MARY E. | 190,000 | 132,200 | 9,500 | 312,700 | 5,440.98 |
| 004-013 | HIDU, JAMES D. & DEBORAH B. | 112,500 | 60,400 | 0 | 172,900 | 3,008.46 |
| 004-010-00C | HIDU, JAMES D. & DEBORAH B. | 83,500 | 246,700 | 9,500 | 320,700 | 5,580.18 |
| 006-007-00C | HIGGINS, DAVID R. | 116,200 | 92,000 | 9,500 | 198,700 | 3,457.38 |
| 007-052-00B | HIGHT, CHRISTOPHER C. & KAREN L. | 50,000 | 71,000 | 0 | 121,000 | 2,105.40 |

| MAP/LOT | OWNER | LAND | BLDG | Exemption | TAXABLE | TAX |
|-----------------|------------------------------------|---------|---------|-----------|---------|----------|
| 008-018 | HILTON TIMBER MANAGEMENT LLC | 17,700 | 0 | 0 | 17,700 | 307.98 |
| 007-015-00D | HILTON, BRENDA B. | 37,800 | 0 | 0 | 37,800 | 657.72 |
| 007-039-00A | HILTON, BRENDA B. | 13,500 | 0 | 0 | 13,500 | 234.90 |
| 005-037 | HILTON, DENNIS | 24,700 | 0 | 0 | 24,700 | 429.78 |
| 007-019 | HILTON, ELAINE G. | 12,300 | 0 | 0 | 12,300 | 214.02 |
| 008-067 | HILTON, ELAYN | 77,500 | 248,500 | 9,500 | 316,500 | 5,507.10 |
| 007-014 | HILTON, JOHN R. | 49,100 | 102,700 | 0 | 151,800 | 2,641.32 |
| 007-035-00A | HILTON, JOHN R. & BRENDA B. | 101,200 | 167,000 | 9,500 | 258,700 | 4,501.38 |
| 007-014-001 | HILTON, JOHN R. & BRENDA B. | 31,100 | 0 | 0 | 31,100 | 541.14 |
| 016-002-00C | HILTON, ROBERT C. SR.; DEVISEES OF | 220,000 | 184,800 | 0 | 404,800 | 7,043.52 |
| 007-015-00G | HILTON, SUSAN K. | 50,000 | 101,300 | 0 | 151,300 | 2,632.62 |
| 009-023 | HINGSTON, SAMUEL R. & KIM L. | 172,700 | 102,900 | 9,500 | 266,100 | 4,630.14 |
| 009-024-00B | HINGSTON, SAMUEL R. & KIM L. | 39,600 | 45,300 | 0 | 84,900 | 1,477.26 |
| 008-047-00B | HISLER, FRANK L. III. & LISA | 61,000 | 119,000 | 9,500 | 170,500 | 2,966.70 |
| 007-052-00E | HITZHUSEN, ROCHELLE L. | 53,200 | 102,600 | 0 | 155,800 | 2,710.92 |
| 009-004-00B-004 | HODGDON, NATHANIEL P. & ASHLEY L. | 51,700 | 81,800 | 0 | 133,500 | 2,322.90 |
| 007-060 | HOFFMAN, MARK R. & JENNIE M. | 50,800 | 254,800 | 9,500 | 296,100 | 5,152.14 |
| 007-058 | HOFFMAN, MARK. R & JENNIE M. | 44,800 | 14,800 | 0 | 59,600 | 1,037.04 |
| 006-033 | HOFFMAN, PAUL D. & MAUREEN S. | 73,800 | 159,700 | 9,500 | 224,000 | 3,897.60 |
| 017-012 | HOLBROOK, CHARLES M. & BARBARA | 133,000 | 0 | 0 | 133,000 | 2,314.20 |
| 002-039-00B | HOLLOWAY, PAUL B. | 119,500 | 176,200 | 0 | 295,700 | 5,145.18 |
| 002-039-00E | HOLLOWAY, PAULINE | 87,000 | 0 | 0 | 87,000 | 1,513.80 |
| 003-061-00A | HOLME, CHRISTOPHER B.; TRUSTEE | 60,000 | 156,900 | 0 | 216,900 | 3,774.06 |
| 004-080 | HOLMES, CHARLES C. | 59,600 | 38,300 | 0 | 97,900 | 1,703.46 |
| 004-082 | HOLMES, CHARLES C. | 6,300 | 0 | 0 | 6,300 | 109.62 |
| 007-018-00A | HOLMES, CHARLES C. | 58,800 | 129,800 | 9,500 | 179,100 | 3,116.34 |
| 007-018-00A-NL1 | HOLMES, CHARLES C. | 0 | 39,500 | 0 | 39,500 | 687.30 |
| 007-018 | HOLMES, CHARLES C. | 110,000 | 60,400 | 9,500 | 160,900 | 2,799.66 |
| 008-018-007 | HOLT, BRIAN & MAUREEN | 32,400 | 0 | 0 | 32,400 | 563.76 |

| MAP/LOT | OWNER | LAND | BLDG | Exemption | TAXABLE | TAX |
|-----------------|-----------------------------------|---------|---------|-----------|---------|----------|
| 012-019 | HOLT, WILLIAM & CATHERINE E. | 72,800 | 89,800 | 0 | 162,600 | 2,829.24 |
| 015-001 | HOMAN, JOHN W. & MARY E. | 65,300 | 25,200 | 0 | 90,500 | 1,574.70 |
| 008-014-00C | HOSSLER, KATHERINE | 57,200 | 80,300 | 9,500 | 128,000 | 2,227.20 |
| 016-009-00C | HOUGHTON, J. LUKE | 83,000 | 45,300 | 0 | 128,300 | 2,232.42 |
| 016-009-00E | HOUGHTON, J. LUKE | 83,300 | 218,900 | 9,500 | 292,700 | 5,092.98 |
| 014-009 | HOUGHTON, KEVIN K. | 68,400 | 62,800 | 9,500 | 121,700 | 2,117.58 |
| 016-009-00F | HOUGHTON, LAURA H. | 40,000 | 0 | 0 | 40,000 | 696.00 |
| 016-011 | HOUGHTON, LAURA H.; TRUSTEE | 106,100 | 6,300 | 0 | 112,400 | 1,955.76 |
| 013-021-00A | HOUGHTON, PATRICIA C. | 69,400 | 90,300 | 9,500 | 150,200 | 2,613.48 |
| 005-033-00A | HOURIHAN, THOMAS J. | 3,300 | 0 | 0 | 3,300 | 57.42 |
| 013-032 | HOUSE, VICKIE G. | 65,300 | 54,600 | 9,500 | 110,400 | 1,920.96 |
| 002-007 | HUDSON, JAMES T. & PATRICIA B. | 0 | 64,900 | 0 | 64,900 | 1,129.26 |
| 002-007-00A | HUDSON, JAMES T. & PATRICIA B. | 243,100 | 154,900 | 15,200 | 382,800 | 6,660.72 |
| 013-070 | HUGHES, SHERRY W. | 48,800 | 48,600 | 0 | 97,400 | 1,694.76 |
| 005-041 | HULL, JONATHAN C. & GRETCHEN | 65,500 | 148,000 | 9,500 | 204,000 | 3,549.60 |
| 009-018 | HULSIZER, AARON W. & ANASTASIA | 79,600 | 416,500 | 0 | 496,100 | 8,632.14 |
| 009-048 | HUNT FARM, LLC | 11,800 | 0 | 0 | 11,800 | 205.32 |
| 009-043-005-(2) | HUNT FARM, LLC | 1,400 | 0 | 0 | 1,400 | 24.36 |
| 009-107 | HUNT, DON INC. | 12,300 | 0 | 0 | 12,300 | 214.02 |
| 009-004-00B | HUNT, ELDON C. JR. | 53,100 | 0 | 0 | 53,100 | 923.94 |
| 007-022-00C | HUNT, ELDON C. JR. | 14,400 | 0 | 0 | 14,400 | 250.56 |
| 009-049 | HUNT, ELDON C. JR. | 58,600 | 12,500 | 0 | 71,100 | 1,237.14 |
| 009-015 | HUNT, ELDON C. JR. | 23,100 | 38,400 | 0 | 61,500 | 1,070.10 |
| 009-043-002 | HUNT, ELDON C. JR. | 207,000 | 60,000 | 0 | 267,000 | 4,645.80 |
| 009-018-00A | HUNT, ELDON C. JR. & CHRISTINE K. | 79,100 | 113,200 | 9,500 | 182,800 | 3,180.72 |
| 009-017 | HUNT, ELDON C. JR. & CHRISTINE K. | 2,400 | 0 | 0 | 2,400 | 41.76 |
| 007-022 | HUNT, ELDON C. JR. & CHRISTINE K. | 55,000 | 0 | 0 | 55,000 | 957.00 |
| 009-004 | HUNT, ELDON C. JR. & CHRISTINE K. | 22,500 | 0 | 0 | 22,500 | 391.50 |
| 009-022 | HUNT, FORREST C. | 43,000 | 0 | 0 | 43,000 | 748.20 |

| MAP/LOT | OWNER | LAND | BLDG | Exemption | TAXABLE | TAX |
|-----------------|--|---------|---------|-----------|---------|----------|
| 008-035-00E | HUNT, FORREST C. | 17,500 | 0 | 0 | 17,500 | 304.50 |
| 005-045 | HUNT, FORREST C. & KAREN N. | 75,400 | 0 | 0 | 75,400 | 1,311.96 |
| 004-055-00C | HUNT, FREDERIC G. | 39,500 | 21,600 | 0 | 61,100 | 1,063.14 |
| 009-043 | HUNT, JUDITH P. | 216,800 | 176,900 | 9,500 | 384,200 | 6,685.08 |
| 009-043-00A | HUNT, JUDITH P. & NORMAN C. | 197,500 | 116,400 | 0 | 313,900 | 5,461.86 |
| 009-040-00A | HUNT, NORMAN C. | 190,000 | 0 | 0 | 190,000 | 3,306.00 |
| 009-042 | HUNT, NORMAN C. | 102,500 | 314,500 | 0 | 417,000 | 7,255.80 |
| 009-038-00A | HUNT, NORMAN C. | 25,300 | 0 | 0 | 25,300 | 440.22 |
| 009-043-005-(1) | HUNT, ROBERT E. | 4,000 | 0 | 0 | 4,000 | 69.60 |
| 009-043-00D | HUNT, ROBERT E. & KENDAL J., TRUSTEES | 74,300 | 199,800 | 9,500 | 264,600 | 4,604.04 |
| 009-014-00A | HUNT, SUE ANNE | 50,000 | 61,600 | 9,500 | 102,100 | 1,776.54 |
| 009-043-004 | HUNT, WILDER A. & ELLEN P. | 207,000 | 57,500 | 0 | 264,500 | 4,602.30 |
| 003-010 | HUNTINGTON, CHARLES A. & ROSEMARY C. | 11,000 | 0 | 0 | 11,000 | 191.40 |
| 003-009 | HUNTINGTON, CHARLES A. & ROSEMARY C. | 88,800 | 197,300 | 9,500 | 276,600 | 4,812.84 |
| 003-078 | HUNTINGTON, CHARLES A. & ROSEMARY C. | 61,800 | 219,200 | 9,500 | 271,500 | 4,724.10 |
| 019-007-00A | HUNTLEY, BRIAN D. | 64,600 | 106,700 | 0 | 171,300 | 2,980.62 |
| 005-033 | HUNTLEY, CLAYTON V. JR. & MARGO | 4,500 | 0 | 0 | 4,500 | 78.30 |
| 004-060 | HUNTLEY, CLAYTON V. JR. & MARGO | 64,000 | 156,800 | 9,500 | 211,300 | 3,676.62 |
| 004-080-00A | HUPP, DANIEL D. | 70,000 | 168,300 | 9,500 | 228,800 | 3,981.12 |
| 009-004-00B-001 | HURDLE, CALVERT B. & SHIRLEY F. | 58,100 | 114,000 | 9,500 | 162,600 | 2,829.24 |
| 003-012-00B | HUTCHINS, COLEMAN | 58,200 | 72,600 | 15,200 | 115,600 | 2,011.44 |
| 007-021-00A | HUTCHINS, DARRYL & CHRISTINA | 63,500 | 0 | 0 | 63,500 | 1,104.90 |
| 07A-017 | HUTCHISON, TAMARA M. & ZECH, JOSHUA C. | 75,700 | 196,600 | 9,500 | 262,800 | 4,572.72 |
| 004-069 | INDIAN TRAIL, LLC | 63,700 | 283,500 | 0 | 347,200 | 6,041.28 |
| 005-038 | INFORATI, FRANK | 7,500 | 0 | 0 | 7,500 | 130.50 |
| 005-009 | INNES, MICHAEL | 8,100 | 0 | 0 | 8,100 | 140.94 |
| 009-039 | IORIO, LAURA | 68,500 | 20,100 | 0 | 88,600 | 1,541.64 |
| 005-028 | JACKSON, MAYNARD L. | 47,400 | 10,000 | 9,500 | 47,900 | 833.46 |
| 013-073 | JACOBS, JOSHUA B. & ANNE C. | 70,600 | 230,200 | 9,500 | 291,300 | 5,068.62 |

| MAP/LOT | OWNER | LAND | BLDG | Exemption | TAXABLE | TAX |
|-----------------|---------------------------------------|---------|---------|-----------|---------|-----------|
| 013-043 | JANE, THOMAS C. | 54,100 | 67,700 | 9,500 | 112,300 | 1,954.02 |
| 002-030-00A | JHOVAH WITNESS KINGDOM HALL | 58,000 | 136,700 | 194,700 | 0 | 0.00 |
| 011-009 | JENKINS, BARBARA S. | 75,000 | 71,800 | 9,500 | 137,300 | 2,389.02 |
| 011-010 | JEWETT, KATHE A. & LAUGHTON J. | 75,000 | 151,200 | 0 | 226,200 | 3,935.88 |
| 004-006-001 | JOHNSON, BLANCHE M. | 215,300 | 217,300 | 0 | 432,600 | 7,527.24 |
| 008-042-00A | JOHNSON, DAVID A. & TARA L. | 61,000 | 91,200 | 9,500 | 142,700 | 2,482.98 |
| 009-044 | JOHNSON, PETER B. & MARY BARR | 88,800 | 8,500 | 0 | 97,300 | 1,693.02 |
| 004-090 | JOHNSON, RICHARD E. & JENNIFER N. | 98,400 | 195,200 | 9,500 | 284,100 | 4,943.34 |
| 009-033 | JONES, WILTON S.; TRUSTEE | 227,700 | 162,700 | 15,200 | 375,200 | 6,528.48 |
| 009-034 | JONES, WILTON S.; TRUSTEE | 26,700 | 0 | 0 | 26,700 | 464.58 |
| 012-049 | JTC, LLC (NEWCASTLE INN) | 70,600 | 920,000 | 0 | 990,600 | 17,236.44 |
| 004-054 | JUCHNIK, FRANK & CAROL | 74,800 | 215,300 | 9,500 | 280,600 | 4,882.44 |
| 005-035-00E | JUDKINS, GEARRY D. & TAMARA M. | 58,600 | 19,500 | 9,500 | 68,600 | 1,193.64 |
| 012-009-002 | JULOANIA, INC. | 74,000 | 441,900 | 0 | 515,900 | 8,976.66 |
| 009-004-00B-005 | JUNIOR'S REAL ESTATE, LLC | 21,600 | 0 | 0 | 21,600 | 375.84 |
| 009-043-003 | JUST RENTALS, LLC | 159,600 | 60,900 | 0 | 220,500 | 3,836.70 |
| 004-081 | KALER, CATHLEEN V. | 36,600 | 0 | 0 | 36,600 | 636.84 |
| 004-081-00B | KALER, CATHLEEN V. | 59,500 | 75,800 | 9,500 | 125,800 | 2,188.92 |
| 004-081-00D | KALER, JAMES E. JR. | 61,000 | 78,100 | 9,500 | 129,600 | 2,255.04 |
| 002-029 | KAPLAN, JOANN S. & CANNY, PAUL F. | 59,500 | 160,400 | 9,500 | 210,400 | 3,660.96 |
| 007-052-00C | KEELEY, LEONORA & SIMMONS, ANTONINA | 50,000 | 103,400 | 5,700 | 147,700 | 2,569.98 |
| 015-012 | KEI (MAINE) POWER MANAGEMENT (IV) LLC | 225,500 | 306,200 | 0 | 531,700 | 9,251.58 |
| 015-015 | KEI (MAINE) POWER MANAGEMENT (IV) LLC | 147,800 | 0 | 0 | 147,800 | 2,571.72 |
| 006-024-00A | KELLER, THOMAS | 67,300 | 137,000 | 9,500 | 194,800 | 3,389.52 |
| 007-016 | KELLER, WENDY A. & DANIEL F. | 73,400 | 139,800 | 0 | 213,200 | 3,709.68 |
| 003-061-00J | KELLEY, JEFFREY R. | 63,100 | 119,500 | 9,500 | 173,100 | 3,011.94 |
| 003-061-00K | KELLEY, JEFFREY R. | 42,600 | 0 | 0 | 42,600 | 741.24 |
| 014-005 | KELLEY, MEGAN M. | 67,300 | 103,900 | 0 | 171,200 | 2,978.88 |
| 017-014 | KEMPEL, STEVEN G. & SHARON R. | 128,200 | 22,700 | 0 | 150,900 | 2,625.66 |

| MAP/LOT | OWNER | LAND | BLDG | Exemption | TAXABLE | TAX |
|-------------|---------------------------------------|---------|---------|-----------|---------|----------|
| 017-029 | KEMPEL, STEVEN G. & SHARON R. | 2,800 | 0 | 0 | 2,800 | 48.72 |
| 009-021 | KENNEDY, NANCY J. & TATEM, JOSEPH V. | 73,800 | 197,600 | 9,500 | 261,900 | 4,557.06 |
| 013-081 | KEOUGHAN, KEN & KATHARINA | 63,900 | 286,400 | 9,500 | 340,800 | 5,929.92 |
| 007-037 | KERBAWY, DANIEL D. & LILLIAN | 190,000 | 101,900 | 9,500 | 282,400 | 4,913.76 |
| 020-016 | KEYES, BARBARA (LE) | 58,000 | 145,300 | 9,500 | 193,800 | 3,372.12 |
| 004-015 | KEYES, GEORGE S. & ELAINE | 113,000 | 0 | 0 | 113,000 | 1,966.20 |
| 005-055 | KILHEFFER, WENDY C. | 77,000 | 47,000 | 0 | 124,000 | 2,157.60 |
| 009-012 | KIRKLAND, EDWARD V. JR. | 208,000 | 0 | 0 | 208,000 | 3,619.20 |
| 007-023-00C | KISTLER, CHAPMAN & KIMBERLY | 219,100 | 305,000 | 0 | 524,100 | 9,119.34 |
| 007-023-00B | KISTLER, JOHN & REBECCA | 216,600 | 123,000 | 0 | 339,600 | 5,909.04 |
| 004-002 | KIVINIEMI, BARBARA; TRUSTEE | 73,600 | 259,200 | 9,500 | 323,300 | 5,625.42 |
| 018-002 | KOSKI, EDWARD GREG & POWERS, LINDA A. | 208,300 | 113,100 | 0 | 321,400 | 5,592.36 |
| 004-063-00B | KOSTENBADER, THOMAS W & KAREN M | 97,200 | 197,100 | 9,500 | 284,800 | 4,955.52 |
| 002-027 | KRAH, BLANCHE; DEVISEES OF | 64,500 | 0 | 0 | 64,500 | 1,122.30 |
| 004-045 | KRAH, BLANCHE; DEVISEES OF | 68,000 | 0 | 0 | 68,000 | 1,183.20 |
| 004-034 | KRAH, DEAN M. & STEFFNEY L. | 65,700 | 155,600 | 9,500 | 211,800 | 3,685.32 |
| 004-042 | KRAH, DONNA & JOYCE | 64,000 | 192,000 | 9,500 | 246,500 | 4,289.10 |
| 004-042-00A | KRAH, JOYCE P. | 4,000 | 0 | 0 | 4,000 | 69.60 |
| 006-021 | KRAH, KENSELL K. II | 72,200 | 0 | 0 | 72,200 | 1,256.28 |
| 006-020-00C | KRAH, KENSELL K. II | 64,400 | 177,300 | 9,500 | 232,200 | 4,040.28 |
| 006-020-00A | KRAH, KENSELL K. II & ANDREA C. | 51,600 | 92,200 | 0 | 143,800 | 2,502.12 |
| 011-004 | KRUK, LOUISE G. | 50,000 | 0 | 0 | 50,000 | 870.00 |
| 003-061-001 | KUTCH, NICOLAS A. & EMILY A. | 63,900 | 97,200 | 0 | 161,100 | 2,803.14 |
| 008-018-012 | LAFLAMME, DAVID & SUSAN | 64,700 | 92,200 | 15,200 | 141,700 | 2,465.58 |
| 007-017-001 | LAKE MEADOW FARM HILL, LLC | 73,500 | 0 | 0 | 73,500 | 1,278.90 |
| 016-008 | LAKE, BRENDA B. | 176,900 | 13,300 | 0 | 190,200 | 3,309.48 |
| 016-004 | LAKE, BRENDA B. | 153,200 | 0 | 0 | 153,200 | 2,665.68 |
| 005-016-00A | LAKIN, GLADYS T.; HEIRS OF | 46,700 | 16,200 | 15,200 | 47,700 | 829.98 |
| 008-032-00E | LANIGAN, CHARLES K. | 35,200 | 0 | 0 | 35,200 | 612.48 |

| MAP/LOT | OWNER | LAND | BLDG | Exemption | TAXABLE | TAX |
|-------------|-------------------------------------|---------|---------|-----------|---------|----------|
| 005-049 | LATHROP, J. PHILIP | 70,000 | 113,700 | 0 | 183,700 | 3,196.38 |
| 002-006-00A | LAURENCELL, SUZANNE; TRUSTEE | 56,300 | 132,200 | 0 | 188,500 | 3,279.90 |
| 003-059 | LAVENDER, JOHN O. & MARGARET G.; TR | 209,800 | 0 | 0 | 209,800 | 3,650.52 |
| 013-022 | LAVENDIER, JOSEPH & MARTHA | 71,500 | 116,800 | 0 | 188,300 | 3,276.42 |
| 012-040 | LAWRENCE, DAVID W. & SUSAN D. | 169,000 | 351,000 | 15,200 | 504,800 | 8,783.52 |
| 008-009-00A | LAWRENCE, SETH A. & LAURIE A. | 45,800 | 1,100 | 0 | 46,900 | 816.06 |
| 009-004-00H | LAWSON, MARION W. | 54,400 | 51,400 | 9,500 | 96,300 | 1,675.62 |
| 07A-045 | LEBEAU, ROBERT E. & CAROL A. | 43,800 | 0 | 0 | 43,800 | 762.12 |
| 07A-042 | LEBEAU, ROBERT E. & CAROL A. | 75,700 | 197,600 | 9,500 | 263,800 | 4,590.12 |
| 017-009 | LEBEL, MARGERY L. | 141,600 | 38,700 | 0 | 180,300 | 3,137.22 |
| 015-024 | LEBEL, MICHAEL & KATIE | 75,000 | 134,300 | 9,500 | 199,800 | 3,476.52 |
| 07A-037 | LECHER, LYNNE | 65,700 | 73,100 | 9,500 | 129,300 | 2,249.82 |
| 003-065-002 | LECK, DEREK | 243,100 | 48,600 | 0 | 291,700 | 5,075.58 |
| 007-014-00B | LEE, BETSEY T. | 64,800 | 108,400 | 9,500 | 163,700 | 2,848.38 |
| 014-003 | LEE, HENRY G. & KATHERINE C. | 61,600 | 112,900 | 0 | 174,500 | 3,036.30 |
| 012-009-001 | LEE, HENRY G. & KATHERINE C. | 70,500 | 85,600 | 0 | 156,100 | 2,716.14 |
| 012-010 | LEE, HENRY G. & KATHERINE C. | 68,400 | 192,300 | 0 | 260,700 | 4,536.18 |
| 005-044-00A | LEE, LAWRENCE RANDOLPH | 77,400 | 279,700 | 9,500 | 347,600 | 6,048.24 |
| 007-036 | LEE, WHITNEY F. & COURTNEY B. | 50,000 | 131,300 | 9,500 | 171,800 | 2,989.32 |
| 013-002 | LEE, WHITNEY; TRUSTEE | 65,000 | 205,200 | 0 | 270,200 | 4,701.48 |
| 004-054-00C | LEEMAN, DAVID M. & TAMMY N. | 61,300 | 105,800 | 9,500 | 157,600 | 2,742.24 |
| 015-026 | LEMON, SUSAN S. | 83,100 | 283,000 | 15,200 | 350,900 | 6,105.66 |
| 001-005-002 | LENER, DANIEL M & ELAINE; TRUSTEES | 194,800 | 54,200 | 0 | 249,000 | 4,332.60 |
| 001-005-004 | LENER, DANIEL M & ELAINE; TRUSTEES | 33,000 | 0 | 0 | 33,000 | 574.20 |
| 013-046 | LEVESQUE, DAVID | 73,300 | 167,100 | 9,500 | 230,900 | 4,017.66 |
| 005-035-00D | LEWIS, JON R. & NICOLA M. | 52,400 | 62,400 | 9,500 | 105,300 | 1,832.22 |
| 006-046 | LIBBY, DONDRA (LE) | 57,200 | 60,300 | 9,500 | 108,000 | 1,879.20 |
| 008-047-00A | LIBBY, ELSIE L. | 65,300 | 9,800 | 9,500 | 65,600 | 1,141.44 |
| 008-039 | LIBBY, HARLOW J. JR. | 76,200 | 9,200 | 9,500 | 75,900 | 1,320.66 |

| MAP/LOT | OWNER | LAND | BLDG | Exemption | TAXABLE | TAX |
|-------------|---|---------|------------|------------|---------|----------|
| 007-020-MH1 | LIBBY, VIVIAN C. | 0 | 1,800 | 0 | 1,800 | 31.32 |
| 007-020 | LIBBY, VIVIAN C. | 0 | 107,800 | 9,500 | 98,300 | 1,710.42 |
| 007-021 | LIBBY, VIVIAN C. (cottage) | 265,800 | 33,300 | 0 | 299,100 | 5,204.34 |
| 014-013 | LINCORN ACADEMY INC. | 69,400 | 228,400 | 297,800 | 0 | 0.00 |
| 005-031 | LINCORN ACADEMY INC. | 56,800 | 0 | 56,800 | 0 | 0.00 |
| 005-053 | LINCORN ACADEMY INC. | 106,000 | 1,375,300 | 1,481,300 | 0 | 0.00 |
| 005-042-00B | LINCORN ACADEMY INC. | 110,100 | 0 | 110,100 | 0 | 0.00 |
| 005-053-001 | LINCORN ACADEMY INC. | 0 | 0 | 0 | 0 | 0.00 |
| 014-017 | LINCORN ACADEMY TRUSTEES | 74,100 | 171,300 | 0 | 245,400 | 4,269.96 |
| 005-015-00F | LINCORN COUNTY TELEVISION | 50,000 | 44,500 | 94,500 | 0 | 0.00 |
| 012-041 | LINCORN HOME | 348,400 | 13,434,500 | 13,782,900 | 0 | 0.00 |
| 012-020 | LINCORN HOME ALZHEIMER'S UNIT | 74,400 | 544,500 | 618,900 | 0 | 0.00 |
| 003-058-00B | LINCORN, CHARLES & ROBIN | 57,600 | 69,600 | 9,500 | 117,700 | 2,047.98 |
| 009-035 | LINCORN, EDWARD J. III | 87,700 | 91,700 | 0 | 179,400 | 3,121.56 |
| 009-036 | LINCORN, EDWARD J. III | 200,200 | 1,400 | 0 | 201,600 | 3,507.84 |
| 002-014 | LIND, JOEL C. & JULIANA T. M. | 50,000 | 61,400 | 9,500 | 101,900 | 1,773.06 |
| 007-006-00A | LINDSEY, MARGOT | 43,300 | 28,500 | 15,200 | 56,600 | 984.84 |
| 007-007 | LINDSEY, RICHARD & ELIZABETH | 45,000 | 31,600 | 9,500 | 67,100 | 1,167.54 |
| 002-031 | LITTLE, ERIN | 500 | 0 | 0 | 500 | 8.70 |
| 007-005-00L | LIZOTTE, KATHERINE A. & PATRICK J. | 48,700 | 97,500 | 0 | 146,200 | 2,543.88 |
| 006-001 | LOCHHEAD, LAURETTE | 12,800 | 0 | 0 | 12,800 | 222.72 |
| 006-002 | LOCHHEAD, LAURETTE | 120,700 | 317,800 | 9,500 | 429,000 | 7,464.60 |
| 002-026-00A | LORENCE, JOHN C. JR. | 54,100 | 113,600 | 15,200 | 152,500 | 2,653.50 |
| 003-066 | LORING, SARAH L. & IKARD, WILLIAM M. C. | 70,800 | 86,200 | 0 | 157,000 | 2,731.80 |
| 003-068 | LORING, SARAH L. & IKARD, WILLIAM M. C. | 5,800 | 0 | 0 | 5,800 | 100.92 |
| 005-023-00A | LOTHROP, LUCILLE E. | 85,400 | 107,300 | 9,500 | 183,200 | 3,187.68 |
| 004-058 | LUDWIG, DOUGLAS | 97,100 | 214,100 | 9,500 | 301,700 | 5,249.58 |
| 004-058-00B | LUDWIG, JANE | 52,200 | 0 | 0 | 52,200 | 908.28 |
| 07A-054 | LUTSK, BRUCE M. & JANE A. | 68,200 | 203,100 | 9,500 | 261,800 | 4,555.32 |

| MAP/LOT | OWNER | LAND | BLDG | Exemption | TAXABLE | TAX |
|-----------------|--|---------|---------|-----------|---------|----------|
| 011-020 | LYNDAKER, LUKE & AMY | 70,000 | 186,100 | 9,500 | 246,600 | 4,290.84 |
| 018-006 | LYNDAKER, LUKE & AMY | 115,800 | 21,200 | 0 | 137,000 | 2,383.80 |
| 002-062 | LYNN, DWIGHT E. | 54,600 | 180,300 | 9,500 | 225,400 | 3,921.96 |
| 007-017-00D-002 | LYONS, CATHERINE M. | 75,000 | 241,300 | 9,500 | 306,800 | 5,338.32 |
| 003-065-00E | LYONS, JAMES | 32,800 | 0 | 0 | 32,800 | 570.72 |
| 002-038-00I | MACDONALD, JENNIFER L. & MICHAEL C. | 50,000 | 119,800 | 0 | 169,800 | 2,954.52 |
| 004-091-00A | MACDONALD, SCOTT & SHERYL | 67,000 | 117,500 | 9,500 | 175,000 | 3,045.00 |
| 002-048-00A | MACK, DOUGLAS S. | 53,000 | 106,000 | 0 | 159,000 | 2,766.60 |
| 07A-038 | MACKENZIE, KENDRA J. | 66,600 | 168,900 | 0 | 235,500 | 4,097.70 |
| 006-035 | MACLENNAN, BARBARA S. | 55,800 | 0 | 0 | 55,800 | 970.92 |
| 006-029-00A | MACLENNAN, BARBARA S. & THOMAS | 66,900 | 105,200 | 9,500 | 162,600 | 2,829.24 |
| 007-022-00E | MACLEOD, WILEY B. & ELDON III | 53,900 | 207,300 | 0 | 261,200 | 4,544.88 |
| 004-039 | MACMILLAN, ALISON K. | 58,000 | 84,700 | 9,500 | 133,200 | 2,317.68 |
| 07A-059 | MACMILLAN, NANCY B. | 78,400 | 60,000 | 9,500 | 128,900 | 2,242.86 |
| 003-065-00J | MADDOX, MATTHEW R & DOUGHTY, KATHERINE E. | 57,900 | 287,700 | 9,500 | 336,100 | 5,848.14 |
| 004-090-00B-NL3 | MAINE RSA #1, INC | 0 | 34,700 | 0 | 34,700 | 603.78 |
| 004-090-00B-NL4 | MAINE RSA #1, INC | 0 | 143,300 | 0 | 143,300 | 2,493.42 |
| 008-018-00B | MALINOWSKI-WRIGHT, E. LUCIA M. | 2,800 | 0 | 0 | 2,800 | 48.72 |
| 002-039 | MALLORY, CHRISTOPHER H. & KRISTIN L. | 54,800 | 69,200 | 0 | 124,000 | 2,157.60 |
| 004-028-00A | MALONEY, DONALD A. & LYNN P. | 80,900 | 181,600 | 9,500 | 253,000 | 4,402.20 |
| 004-028 | MALONEY, LYNN | 58,500 | 152,200 | 0 | 210,700 | 3,666.18 |
| 004-051 | MALONEY, LYNN P. & DONALD A. | 8,100 | 0 | 0 | 8,100 | 140.94 |
| 003-075 | MANAHAN, BRYAN & LEVINE, CARRIE | 64,300 | 285,400 | 9,500 | 340,200 | 5,919.48 |
| 015-019 | MANN, BRIAN | 75,000 | 102,400 | 9,500 | 167,900 | 2,921.46 |
| 005-037-00B | MANZO, MICHAEL G. | 11,000 | 0 | 0 | 11,000 | 191.40 |
| 017-005 | MARGAL LLC | 169,200 | 23,400 | 0 | 192,600 | 3,351.24 |
| 007-048 | MARINARI, PAULETTE N. & AVICOLLI, MICHELLE L. | 213,500 | 277,300 | 9,500 | 481,300 | 8,374.62 |

| MAP/LOT | OWNER | LAND | BLDG | Exemption | TAXABLE | TAX |
|-------------|---|---------|---------|-----------|---------|----------|
| 007-016-00A | MARTIN, GARRETT D. & MAYHER, JENNIFER | 80,800 | 299,900 | 0 | 380,700 | 6,624.18 |
| 004-049-00B | MARTIN, MARIE T. | 74,600 | 165,200 | 9,500 | 230,300 | 4,007.22 |
| 008-051 | MASLAND, GEOFFREY, S & DASHIELL | 81,700 | 149,000 | 9,500 | 221,200 | 3,848.88 |
| 008-050 | MASLAND, GEOFFREY, S & DASHIELL | 300 | 0 | 0 | 300 | 5.22 |
| 008-076 | MASON, LOIS | 45,000 | 20,600 | 0 | 65,600 | 1,141.44 |
| 008-075 | MASON, LOIS | 3,200 | 0 | 0 | 3,200 | 55.68 |
| 005-042 | MATHEWS, SHARON P. | 86,500 | 242,900 | 9,500 | 319,900 | 5,566.26 |
| 015-013 | MATZ, MARC & INTARAWUT, HATHAITHIP | 77,400 | 126,100 | 0 | 203,500 | 3,540.90 |
| 011-041 | MAY, CHARLES R. & MARSHA O. | 68,400 | 148,300 | 9,500 | 207,200 | 3,605.28 |
| 007-052-00G | MAYERS, ARTHUR N. | 51,000 | 82,100 | 9,500 | 123,600 | 2,150.64 |
| 013-005-00C | MCCABE, JR., TERRENCE | 0 | 15,900 | 0 | 15,900 | 276.66 |
| 009-029 | MCCALL, JONATHAN C. JR. & SARA V. | 142,800 | 21,900 | 0 | 164,700 | 2,865.78 |
| 007-017-00H | MCCARTHY, THOMAS M. & DIANE N. | 85,000 | 276,900 | 9,500 | 352,400 | 6,131.76 |
| 008-073-00A | MCCLURE, JULIA | 10,900 | 400 | 0 | 11,300 | 196.62 |
| 07A-051 | MCCRUM, MILTON & CYNTHIA | 76,300 | 276,900 | 9,500 | 343,700 | 5,980.38 |
| 07A-052 | MCCRUM, MILTON & CYNTHIA | 51,000 | 0 | 0 | 51,000 | 887.40 |
| 013-027 | MCCUMBER, SARAH M. | 68,800 | 85,500 | 0 | 154,300 | 2,684.82 |
| 008-036-00C | MCDANIEL, KIRA L. | 50,400 | 101,800 | 9,500 | 142,700 | 2,482.98 |
| 007-017-00B | MCDERMOTT, MARIE L. & PETER J. & SEAN; TR 215,400 | 31,100 | 31,100 | 0 | 246,500 | 4,289.10 |
| 002-016 | MCDEVITT, JAMES F. & DOROTHY M. | 111,000 | 80,000 | 0 | 191,000 | 3,323.40 |
| 007-061-00A | MCDOUGLE, MARY L. | 159,500 | 142,500 | 9,500 | 292,500 | 5,089.50 |
| 003-077 | MCELROY, LOWELL & GERALDINE | 68,600 | 127,600 | 9,500 | 186,700 | 3,248.58 |
| 003-020 | MCFARLAND, ARTHUR JR. & LISA | 62,200 | 95,600 | 9,500 | 148,300 | 2,580.42 |
| 002-048 | MCFARLAND, HARVEY W. & ELLEN M. | 96,600 | 148,600 | 9,500 | 235,700 | 4,101.18 |
| 003-033 | MCFARLAND, JOSHUA P. & GILLISON, SABRINA R. | 59,400 | 51,400 | 9,500 | 101,300 | 1,762.62 |
| 002-046 | MCGHEE, HANNAH W. | 53,200 | 82,800 | 9,500 | 126,500 | 2,201.10 |
| 011-028-00B | MCGRATH FAMILY, LLC | 327,800 | 244,500 | 0 | 572,300 | 9,958.02 |
| 007-005-00K | MCGRAW, BOBBI JO & JONATHAN | 49,300 | 110,200 | 9,500 | 150,000 | 2,610.00 |

| MAP/LOT | OWNER | LAND | BLDG | Exemption | TAXABLE | TAX |
|-------------|---|---------|---------|-----------|---------|-----------|
| 002-016-001 | MCGREGOR, ELIZABETH M. | 93,000 | 161,200 | 0 | 254,200 | 4,423.08 |
| 007-052-001 | MCKANE, JONATHAN B. & DALE, SUSAN | 67,000 | 274,300 | 9,500 | 331,800 | 5,773.32 |
| 009-031 | MCKELLAR, DAVID C. & DEENA W. | 138,900 | 54,900 | 0 | 193,800 | 3,372.12 |
| 018-019-00B | MCKENNEY, ANN P & CHRISTOPHER A | 57,800 | 259,300 | 9,500 | 307,600 | 5,352.24 |
| 017-028 | MCKENNEY, TIMOTHY B. & DEBORAH L. | 33,200 | 0 | 0 | 33,200 | 577.68 |
| 017-015 | MCKENNEY, TIMOTHY B. & DEBORAH L. | 146,200 | 92,000 | 0 | 238,200 | 4,144.68 |
| 07A-029 | MCKINNON, ALAN & ANN MARIE | 66,200 | 110,100 | 0 | 176,300 | 3,067.62 |
| 007-005-00D | MCLEAN, MELVILLE D. & GENETTA | 57,600 | 144,500 | 9,500 | 192,600 | 3,351.24 |
| 007-005-00C | MCLEAN, MELVILLE D. & GENETTA | 35,100 | 0 | 0 | 35,100 | 610.74 |
| 002-023-00B | MCLELLAN, KIMBERLY B. | 69,000 | 130,200 | 9,500 | 189,700 | 3,300.78 |
| 07A-007 | MCNAUGHTON, PETER & AMY | 67,100 | 174,500 | 9,500 | 232,100 | 4,038.54 |
| 018-005 | MCPHETRES, TERRY J. & WEISMAN, EENA SUE | 153,100 | 123,000 | 9,500 | 266,600 | 4,638.84 |
| 013-045 | MEADE, FRAZIER AND SUSAN W. | 66,700 | 160,200 | 9,500 | 217,400 | 3,782.76 |
| 004-047-00C | MERCER, JAMES L. & LINDA P. | 49,100 | 171,300 | 9,500 | 210,900 | 3,669.66 |
| 008-016 | MERRITT, G. DEL | 75,400 | 86,400 | 0 | 161,800 | 2,815.32 |
| 011-007 | MERRITT, STEPHANIE | 60,000 | 63,300 | 9,500 | 113,800 | 1,980.12 |
| 012-056 | MEXICALI VIEWS, LLC | 75,000 | 469,100 | 0 | 544,100 | 9,467.34 |
| 012-055 | MEXICALI VIEWS, LLC | 73,200 | 175,900 | 0 | 249,100 | 4,334.34 |
| 005-020-00C | MEXICALI VIEWS, LLC | 73,200 | 507,500 | 0 | 580,700 | 10,104.18 |
| 003-049-00A | MICHAEL, KATHLEEN A. & DANA | 190,000 | 59,100 | 0 | 249,100 | 4,334.34 |
| 005-014 | MIDNIGHT ENERGY | 121,500 | 797,700 | 0 | 919,200 | 15,994.08 |
| 007-015-00C | MILES MEMORIAL HOSPITAL LEAGUE | 29,700 | 67,300 | 97,000 | 0 | 0.00 |
| 017-001 | MILLER, CAROL B. & PHILLIP A | 51,200 | 142,900 | 15,200 | 178,900 | 3,112.86 |
| 017-001-00A | MILLER, CAROL B. & PHILLIP A. | 182,400 | 23,800 | 0 | 206,200 | 3,587.88 |
| 004-055 | MILLER, DAVID & SHARON S. | 24,400 | 0 | 0 | 24,400 | 424.56 |
| 004-055-00B | MILLER, DAVID & SHARON S. | 79,100 | 88,400 | 9,500 | 158,000 | 2,749.20 |
| 004-040-001 | MILLIGAN, ALLEN T. & VIRGINIA M. | 67,600 | 133,500 | 0 | 201,100 | 3,499.14 |
| 003-061-00H | MILLS, JOHN D. & LINDA G. | 64,100 | 162,000 | 0 | 226,100 | 3,934.14 |

| MAP/LOT | OWNER | LAND | BLDG | Exemption | TAXABLE | TAX |
|-------------|-------------------------------------|---------|---------|-----------|---------|----------|
| 002-039-00C | MINZNER, ERIK & AMY | 58,900 | 153,900 | 0 | 212,800 | 3,702.72 |
| 009-040-00C | MISIEWICZ, JANET C.; TRUSTEE | 190,000 | 52,200 | 0 | 242,200 | 4,214.28 |
| 004-010-00A | MISKELL, WARREN & HARRIET | 106,300 | 157,200 | 9,500 | 254,000 | 4,419.60 |
| 006-042-00B | MOBIUS INCORPORATED | 68,900 | 120,400 | 189,300 | 0 | 0.00 |
| 07A-027 | MOBIUS INCORPORATED | 84,400 | 358,200 | 442,600 | 0 | 0.00 |
| 012-053 | MONCURE, DIANA O | 71,900 | 304,200 | 0 | 376,100 | 6,544.14 |
| 006-008-00C | MOOK, WILLIAM H. AND KAREN C. | 112,000 | 150,100 | 9,500 | 252,600 | 4,395.24 |
| 001-005 | MOORE, D. WAYNE & JOANNE V. | 1,500 | 0 | 0 | 1,500 | 26.10 |
| 003-059-00B | MOORE, LEE A. & STEPHANIE L. | 59,700 | 109,700 | 0 | 169,400 | 2,947.56 |
| 004-040-00A | MOORHOUSE, ELIZABETH C & HENRY W | 70,000 | 256,900 | 9,500 | 317,400 | 5,522.76 |
| 010-009 | MORAN, THERESA M. | 7,200 | 0 | 0 | 7,200 | 125.28 |
| 007-046 | MORENZ, MARTIN R. | 126,300 | 50,100 | 0 | 176,400 | 3,069.36 |
| 002-010-00B | MORGAN, TIMOTHY | 133,000 | 81,200 | 0 | 214,200 | 3,727.08 |
| 011-035 | MORIN, JAMES F. | 72,700 | 84,500 | 0 | 157,200 | 2,735.28 |
| 07A-048 | MORIN, REBECCA & EMMONS, LEE | 65,000 | 146,800 | 0 | 211,800 | 3,685.32 |
| 016-009-00D | MORRILL, LEIGH H. & SHARON G. | 50,000 | 0 | 0 | 50,000 | 870.00 |
| 015-022 | MORRILL, LEIGH H. & SHARON G. | 75,800 | 155,000 | 15,200 | 215,600 | 3,751.44 |
| 015-023 | MORRILL, LEIGH H. & SHARON G. | 0 | 0 | 0 | 0 | 0.00 |
| 010-011 | MORROW, MAURICE | 900 | 0 | 0 | 900 | 15.66 |
| 005-035-00C | MORSE, NAHUM | 59,800 | 12,100 | 0 | 71,900 | 1,251.06 |
| 006-035-00F | MORTON, TRAVIS J. | 61,500 | 101,200 | 0 | 162,700 | 2,830.98 |
| 007-017-00A | MOTYLEWSKI, JOHN W. & JO-ANN | 216,300 | 28,600 | 0 | 244,900 | 4,261.26 |
| 012-031-00A | MSP, LLC | 221,000 | 170,100 | 0 | 391,100 | 6,805.14 |
| 010-010-00A | MUENCH, ANTHONY | 14,800 | 0 | 0 | 14,800 | 257.52 |
| 008-032-00B | MULLIS, TY M. & LISA M. | 38,700 | 3,100 | 0 | 41,800 | 727.32 |
| 005-052 | MUNDY, MARION P. | 70,000 | 105,400 | 0 | 175,400 | 3,051.96 |
| 008-039-00C | MUNROE, WESTLEIGH | 57,800 | 66,700 | 0 | 124,500 | 2,166.30 |
| 003-014 | MUNSEY, KENNETH & JANETTE; TRUSTEES | 81,100 | 0 | 0 | 81,100 | 1,411.14 |
| 003-016-001 | MUNSEY, KENNETH & JANETTE; TRUSTEES | 0 | 0 | 0 | 0 | 0.00 |

| MAP/LOT | OWNER | LAND | BLDG | Exemption | TAXABLE | TAX |
|-------------|--|---------|---------|-----------|---------|-----------|
| 007-057 | NAJIM, RALPH E. & JANE H. | 46,700 | 73,300 | 0 | 120,000 | 2,088.00 |
| 006-004-00A | NAJIM, RALPH E. & JANE H. | 131,800 | 179,300 | 9,500 | 301,600 | 5,247.84 |
| 004-090-00B | NAVIGATOR PROPERTIES, LLC | 95,000 | 95,500 | 0 | 190,500 | 3,314.70 |
| 008-051-00A | NELSON, FRED A. | 39,200 | 0 | 0 | 39,200 | 682.08 |
| 008-051-00C | NELSON, FRED A. | 29,000 | 17,400 | 0 | 46,400 | 807.36 |
| 010-005 | NELSON, JOHN W. | 10,800 | 0 | 0 | 10,800 | 187.92 |
| 004-037 | NELSON, JON S & WENDY | 83,000 | 0 | 0 | 83,000 | 1,444.20 |
| 008-069 | NELSON, JR., HOLLIS C. | 15,100 | 0 | 0 | 15,100 | 262.74 |
| 005-020 | NELSON, RAOUL R. | 109,300 | 165,600 | 15,200 | 259,700 | 4,518.78 |
| 011-044 | NELSON, ROBERT J. & STEPHANIE B. | 325,000 | 136,600 | 9,500 | 452,100 | 7,866.54 |
| 002-061 | NESBIT, MARVA J. | 800 | 0 | 0 | 800 | 13.92 |
| 002-061-00A | NESBIT, MARVA J. | 60,800 | 457,400 | 9,500 | 508,700 | 8,851.38 |
| 07A-032 | NEVENS, ALEXANDER C. & RACHEL L. | 65,800 | 135,100 | 9,500 | 191,400 | 3,330.36 |
| 013-028 | NEWCASTLE ELDERLY HOUSING ASSOC. | 80,700 | 399,600 | 0 | 480,300 | 8,357.22 |
| 012-024 | NEWCASTLE VENTURES, LLC | 83,500 | 533,300 | 0 | 616,800 | 10,732.32 |
| 007-004-002 | NEWCOMBE, DIANE R. | 29,700 | 0 | 0 | 29,700 | 516.78 |
| 003-059-00A | NEWELL, RICHARD JR. & DEBORAH G. | 63,000 | 116,700 | 9,500 | 170,200 | 2,961.48 |
| 013-010 | NEWTON, BARBARA W.; TRUSTEE | 84,300 | 407,400 | 9,500 | 482,200 | 8,390.28 |
| 019-004 | NICHOLSON, JANICE | 75,500 | 0 | 0 | 75,500 | 1,313.70 |
| 019-005 | NICHOLSON, JANICE | 61,900 | 229,100 | 0 | 291,000 | 5,063.40 |
| 004-059-001 | NICKERSON, JEFFERY A. & LEBEAU, SUZANNE L. | 29,000 | 5,900 | 0 | 34,900 | 607.26 |
| 003-054 | NICKS, LARRY E. | 57,600 | 290,500 | 5,700 | 342,400 | 5,957.76 |
| 007-053-00A | NICOLAUS, HENRY J & BERNADETTE T | 217,100 | 215,300 | 9,500 | 422,900 | 7,358.46 |
| 013-050-001 | NICOLL, GORDON & MARY E | 44,200 | 0 | 0 | 44,200 | 769.08 |
| 003-044-00A | NILSON, RICHARD E. & SUSAN H. | 57,000 | 347,200 | 0 | 404,200 | 7,033.08 |
| 012-028 | NORRIS, LYNNE | 49,600 | 44,700 | 9,500 | 84,800 | 1,475.52 |
| 07A-012 | NORTON, CHRISTOPHER & ELIZABETH | 65,000 | 140,400 | 9,500 | 195,900 | 3,408.66 |
| 008-006-00A | NORWALK, JAY | 67,000 | 189,300 | 15,200 | 241,100 | 4,195.14 |
| 008-018-004 | NUTTING, GLENN E. | 55,700 | 132,200 | 9,500 | 178,400 | 3,104.16 |

| MAP/LOT | OWNER | LAND | BLDG | Exemption | TAXABLE | TAX |
|-------------|---|---------|---------|-----------|---------|----------|
| 004-006 | O.W. HOLMES, INC. | 210,200 | 0 | 0 | 210,200 | 3,657.48 |
| 002-035 | O'BRIEN, JR., JAMES H. | 97,200 | 131,700 | 9,500 | 219,400 | 3,817.56 |
| 005-056-00A | O'DONNELL, DAVID & JULIE L. | 68,200 | 133,200 | 9,500 | 191,900 | 3,339.06 |
| 004-052 | OKIE, JOHN S., HEIRS OF | 78,500 | 244,100 | 0 | 322,600 | 5,613.24 |
| 004-048 | OKIE, W. T. III | 30,500 | 0 | 0 | 30,500 | 530.70 |
| 004-049 | OKIE, WILLIAM T. III, | | | | | |
| | CAMERON D, SUZANNA M. | 53,300 | 0 | 0 | 53,300 | 927.42 |
| 013-044 | O'LEARY, MARGO & KEITH | 66,300 | 216,000 | 9,500 | 272,800 | 4,746.72 |
| 009-030-00B | OLIVER, ERNEST A. & MARY A. | 50,000 | 101,600 | 9,500 | 142,100 | 2,472.54 |
| 004-005 | O'NEAL, DAVID | 102,200 | 94,000 | 9,500 | 186,700 | 3,248.58 |
| 008-034 | OSBORNE, STEVEN E. & ERIN M. MURPHY | 50,000 | 78,600 | 9,500 | 119,100 | 2,072.34 |
| 003-067-00B | OSHIRAK, PAUL L. & STANUCH, KATHLEEN A. | 57,400 | 240,400 | 15,200 | 282,600 | 4,917.24 |
| 003-034-00A | OUELLETTE, CAROLYN | 32,300 | 0 | 0 | 32,300 | 562.02 |
| 011-046-00C | OWEN, ERIC | 46,700 | 0 | 0 | 46,700 | 812.58 |
| 011-046-00D | OWEN, JOAN | 70,500 | 261,800 | 15,200 | 317,100 | 5,517.54 |
| 003-061-00M | OWENS, JANE S. | 62,700 | 134,000 | 9,500 | 187,200 | 3,257.28 |
| 011-033 | PADGETT, HUBERT M & MARGARET B | 69,200 | 160,500 | 9,500 | 220,200 | 3,831.48 |
| 003-054-001 | PAGE, TODD L. & MONIKA L. | 154,100 | 134,900 | 0 | 289,000 | 5,028.60 |
| 07A-053 | PALARDY, ANDREW | 73,900 | 69,600 | 0 | 143,500 | 2,496.90 |
| 004-041-00A | PAPPAGALLO, ANGELO D. & KATHLEEN A. | 75,700 | 237,200 | 0 | 312,900 | 5,444.46 |
| 012-031 | PARKER, CAROLYN | 65,000 | 231,400 | 0 | 296,400 | 5,157.36 |
| 07A-033 | PARKER, CLIFFORD D. & NANCY JO | 66,600 | 104,300 | 9,500 | 161,400 | 2,808.36 |
| 004-065 | PARKER, JAMES C. | 91,800 | 129,100 | 0 | 220,900 | 3,843.66 |
| 008-025 | PARLIN, ERIC M. & DWENDYANN M. | 54,000 | 71,100 | 9,500 | 115,600 | 2,011.44 |
| 020-004 | PARMENTER, RICHARD & LUCINDA H. | 93,500 | 118,900 | 9,500 | 202,900 | 3,530.46 |
| 07A-023 | PARSON, PATRICK A. & ELSA W. | 66,600 | 142,800 | 0 | 209,400 | 3,643.56 |
| 006-054 | PARSONS, NEIL L. JR. | 11,200 | 0 | 0 | 11,200 | 194.88 |
| 006-053 | PARSONS, NEIL L. JR. | 22,400 | 0 | 0 | 22,400 | 389.76 |
| 007-004-001 | PARSONS, NEIL L. JR. | 11,700 | 0 | 0 | 11,700 | 203.58 |

| MAP/LOT | OWNER | LAND | BLDG | Exemption | TAXABLE | TAX |
|-----------------|-----------------------------------|---------|---------|-----------|---------|----------|
| 003-042 | PATTEN, JAMES C. & LAUREL A. | 64,200 | 111,400 | 9,500 | 166,100 | 2,890.14 |
| 008-041-00D | PAUL, HOLLIE | 58,900 | 15,500 | 0 | 74,400 | 1,294.56 |
| 009-023-00A | PAUL, PAMELA MIA | 167,800 | 98,500 | 0 | 266,300 | 4,633.62 |
| 008-036-00B | PAYE, MYRNA S. & GLENN P. | 61,300 | 200,800 | 15,200 | 246,900 | 4,296.06 |
| 002-020-00A-006 | PEASLEE, GUY F. | 34,500 | 0 | 0 | 34,500 | 600.30 |
| 008-026 | PENDLETON, JULIE | 23,300 | 20,500 | 0 | 43,800 | 762.12 |
| 008-027 | PENDLETON, JULIE | 54,800 | 116,000 | 9,500 | 161,300 | 2,806.62 |
| 008-065-00A | PENDLETON, JULIE A. | 50,000 | 81,200 | 9,500 | 121,700 | 2,117.58 |
| 006-020-00B | PERCE, ROBERT M. III & CHRISTY M. | 64,000 | 74,300 | 9,500 | 128,800 | 2,241.12 |
| 003-065-00M | PERKINS POINT LLC | 31,200 | 0 | 0 | 31,200 | 542.88 |
| 006-035-00A-001 | PERRELLO, DONALD | 51,800 | 59,200 | 9,500 | 101,500 | 1,766.10 |
| 003-056 | PETERMAN, JAMES & CATHRYN | 218,800 | 199,800 | 9,500 | 409,100 | 7,118.34 |
| 013-058 | PETERSEN, CARL A. & DOROTHY A. | 190,500 | 183,600 | 15,200 | 358,900 | 6,244.86 |
| 009-019 | PETRILLO, MICHAEL A. | 44,500 | 0 | 0 | 44,500 | 774.30 |
| 009-019-00B | PETRILLO, MICHAEL A. & LYNNE B. | 72,900 | 155,800 | 9,500 | 219,200 | 3,814.08 |
| 020-009 | PHILBRICK, ALLEN & KATHLEEN | 58,000 | 75,200 | 0 | 133,200 | 2,317.68 |
| 020-019 | PHILBRICK, ELAINE B. | 58,000 | 155,900 | 0 | 213,900 | 3,721.86 |
| 013-062 | PHILLIPS, CAROLINE | 217,400 | 356,400 | 0 | 573,800 | 9,984.12 |
| 003-055 | PHILLIPS, CECELIA R. | 52,000 | 78,700 | 15,200 | 115,500 | 2,009.70 |
| 006-035-00B | PHILLIPS, GRACE | 65,800 | 115,300 | 9,500 | 171,600 | 2,985.84 |
| 004-030 | PHILLIPS, WILLIAM III & SUSAN C. | 115,100 | 152,700 | 0 | 267,800 | 4,659.72 |
| 002-037 | PINE ISLAND MANAGEMENT, INC. | 71,300 | 0 | 0 | 71,300 | 1,240.62 |
| 003-067 | PIONTKOWSKI, CARL F.; DEVISEES OF | 58,500 | 219,800 | 0 | 278,300 | 4,842.42 |
| 003-073 | PIONTKOWSKI, CARL F.; DEVISEES OF | 69,700 | 43,900 | 0 | 113,600 | 1,976.64 |
| 003-071 | PIONTKOWSKI, CARL F.; DEVISEES OF | 91,400 | 0 | 0 | 91,400 | 1,590.36 |
| 003-072 | PIONTKOWSKI, CARL F.; DEVISEES OF | 212,700 | 11,500 | 0 | 224,200 | 3,901.08 |
| 008-033 | PIONTKOWSKI, CARL F.; DEVISEES OF | 41,800 | 800 | 0 | 42,600 | 741.24 |
| 002-036-00A | PIONTKOWSKI, CARL F.; DEVISEES OF | 16,600 | 0 | 0 | 16,600 | 288.84 |
| 013-016 | PLOURDE, ROBERT S. & LYNNE M. | 71,400 | 277,900 | 9,500 | 339,800 | 5,912.52 |

| MAP/LOT | OWNER | LAND | BLDG | Exemption | TAXABLE | TAX |
|-------------|--|---------|-----------|-----------|-----------|-----------|
| 015-016 | PLUMMER, IRENE | 300 | 0 | 0 | 300 | 5.22 |
| 020-018 | PLUMMER, MARK L. | 56,300 | 113,400 | 9,500 | 160,200 | 2,787.48 |
| 019-001-00A | PLUMMER, MARK L. (Cemetery Plots) | 800 | 0 | 0 | 800 | 13.92 |
| 002-020-001 | POLAND, SCOTT & CHER | 58,900 | 104,200 | 9,500 | 153,600 | 2,672.64 |
| 001-005-006 | POOLE, DIRK D. & ANN M. | 64,900 | 474,200 | 0 | 539,100 | 9,380.34 |
| 003-065-00H | POOLE, JAMES E. | 69,000 | 294,900 | 9,500 | 354,400 | 6,166.56 |
| 004-048-00C | POOR, DEBORAH | 65,000 | 172,700 | 9,500 | 228,200 | 3,970.68 |
| 012-046 | POOR, DEBORAH | 269,100 | 39,600 | 0 | 308,700 | 5,371.38 |
| 019-001 | PORTER, FAITH M. | 107,500 | 254,400 | 0 | 361,900 | 6,297.06 |
| 020-003-00A | PORTER, FAITH M. | 81,700 | 152,500 | 0 | 234,200 | 4,075.08 |
| 017-010 | POST, FREDERICK F. & LINA A. | 124,300 | 29,300 | 0 | 153,600 | 2,672.64 |
| 002-010 | POTTER, JOHN E. JR. | 110,000 | 99,100 | 9,500 | 199,600 | 3,473.04 |
| 004-062 | POTTER, MARK E. & LISE B. | 39,000 | 0 | 0 | 39,000 | 678.60 |
| 07A-049 | POWNING, DAVID G | 65,000 | 131,800 | 9,500 | 187,300 | 3,259.02 |
| 002-045-00A | PRICE, JANE | 6,000 | 0 | 0 | 6,000 | 104.40 |
| 003-018 | PRICE, JANE | 1,600 | 0 | 0 | 1,600 | 27.84 |
| 002-045 | PRICE, JANE E. & RICHARD A. | 73,800 | 240,500 | 9,500 | 304,800 | 5,303.52 |
| 006-035-00D | PRINCE, THOMAS | 34,500 | 0 | 0 | 34,500 | 600.30 |
| 013-009 | PROPST, REBECCA C. & | 70,900 | 93,500 | 0 | 164,400 | 2,860.56 |
| 011-015 | PUCHALSKI, KARISKA K. | 67,300 | 51,100 | 9,500 | 108,900 | 1,894.86 |
| 07A-055 | PUCKEY, JOHN S. & PRISCILLA V., TRUSTEES | 66,600 | 183,600 | 9,500 | 240,700 | 4,188.18 |
| 007-065 | QUINLAN, ALICE D. | 50,000 | 73,700 | 9,500 | 114,200 | 1,987.08 |
| 005-009-00A | QUIRION, ARLENE | 79,200 | 0 | 0 | 79,200 | 1,378.08 |
| 005-018 | R & G RENTAL NEWCASTLE, LLC | 112,000 | 490,100 | 0 | 602,100 | 10,476.54 |
| 005-018-00A | R & G RENTAL NEWCASTLE, LLC | 78,300 | 0 | 0 | 78,300 | 1,362.42 |
| 004-086 | R H RENEY, INC. | 129,000 | 2,696,000 | 0 | 2,825,000 | 49,155.00 |
| 004-046-00B | RABIDEAU, MARK F. & REBECCA | 33,000 | 0 | 0 | 33,000 | 574.20 |
| 020-008 | RADOULOVITCH, DAISY S. | 54,000 | 18,500 | 0 | 72,500 | 1,261.50 |
| 006-012 | RADOULOVITCH, DAISY S. | 107,500 | 184,700 | 15,200 | 277,000 | 4,819.80 |

| MAP/LOT | OWNER | LAND | BLDG | Exemption | TAXABLE | TAX |
|-------------|---|---------|---------|-----------|---------|----------|
| 017-003 | RAMSDELL, BERNARD C. & DANA V. | 174,800 | 90,500 | 0 | 265,300 | 4,616.22 |
| 017-028-00A | RAMSDELL, DANA | 23,100 | 0 | 0 | 23,100 | 401.94 |
| 011-046-00B | RAMSTROM, SANDRA S. | 70,400 | 236,800 | 9,500 | 297,700 | 5,179.98 |
| 017-022 | RANSDELL, KERRY & KRISTIE | 176,400 | 79,000 | 0 | 255,400 | 4,443.96 |
| 017-024 | RANSDELL, KERRY & KRISTIE | 154,000 | 49,000 | 0 | 203,000 | 3,532.20 |
| 016-002-00B | RATNER, RONALD & DEBORAH B. | 59,200 | 0 | 0 | 59,200 | 1,030.08 |
| 012-011 | RAY, ALLAN H. & JANET E. | 53,900 | 24,600 | 0 | 78,500 | 1,365.90 |
| 013-001 | RAY, ALLAN H. & JANET E. | 67,700 | 145,300 | 15,200 | 197,800 | 3,441.72 |
| 014-016 | RAY, MALCOLM L. & CAROLYN J. | 68,400 | 114,300 | 0 | 182,700 | 3,178.98 |
| 014-015 | RAY, MALCOLM L. & CAROLYN J. | 61,600 | 77,900 | 0 | 139,500 | 2,427.30 |
| 007-017-00G | READINGER, CHARLES J. & GALLUP, MARY LOU | 50,000 | 0 | 0 | 50,000 | 870.00 |
| 012-029 | REARDON, KATHLEEN M. | 62,800 | 90,200 | 9,500 | 143,500 | 2,496.90 |
| 006-041 | REAY, CHARLES H. | 3,400 | 0 | 0 | 3,400 | 59.16 |
| 006-041-00G | REAY, WALTER | 33,900 | 0 | 0 | 33,900 | 589.86 |
| 008-035-00A | RECTOR, LOUIS J. & ELAINE M. | 58,000 | 24,300 | 0 | 82,300 | 1,432.02 |
| 013-018 | RECTOR, LOUIS J. & ELAINE M. | 64,700 | 79,100 | 9,500 | 134,300 | 2,336.82 |
| 007-062 | REDONNETT, MARJORIE C. | 60,700 | 110,300 | 9,500 | 161,500 | 2,810.10 |
| 002-053 | REED, ARLENE V.; DEVISEES OF | 58,200 | 49,300 | 0 | 107,500 | 1,870.50 |
| 004-091 | REED, ARLENE V.; DEVISEES OF | 47,200 | 0 | 0 | 47,200 | 821.28 |
| 016-009-00B | REED, JACKLYN D. | 49,100 | 0 | 0 | 49,100 | 854.34 |
| 008-019 | REED, RANDY & JEANETTE | 50,000 | 31,300 | 0 | 81,300 | 1,414.62 |
| 008-032-00C | REED, WM SPENCER & REED, SARAH A | 5,000 | 0 | 0 | 5,000 | 87.00 |
| 004-043 | REINHARDT, CHARLES A. | 69,700 | 184,200 | 9,500 | 244,400 | 4,252.56 |
| 006-008-00F | REMY, RONALD G.; TRUSTEE | 112,000 | 179,900 | 0 | 291,900 | 5,079.06 |
| 004-081-00E | RENY, ROBERT D | 48,400 | 0 | 0 | 48,400 | 842.16 |
| 013-025 | RETHMAN, MICHAEL W & KATHRYN B | 70,100 | 115,100 | 0 | 185,200 | 3,222.48 |
| 015-005 | REYNOLDS, MARY B., TRUSTEE | 186,000 | 263,500 | 9,500 | 440,000 | 7,656.00 |
| 008-022 | RHODES, ERIN N. | 3,600 | 0 | 0 | 3,600 | 62.64 |

| MAP/LOT | OWNER | LAND | BLDG | Exemption | TAXABLE | TAX |
|-------------|--|---------|---------|-----------|---------|----------|
| 008-021 | RHODES, ERIN N. | 50,000 | 67,200 | 9,500 | 107,700 | 1,873.98 |
| 007-033 | RICHARDS, CHARLES & RICHARDS, KARIN & PAMELA | 216,700 | 366,000 | 15,200 | 567,500 | 9,874.50 |
| 007-033-00A | RICHARDS, CHARLES & RICHARDS, KARIN & PAMELA | 0 | 181,900 | 0 | 181,900 | 3,165.06 |
| 007-031 | RICHARDS, CHARLES L. | 60,500 | 0 | 0 | 60,500 | 1,052.70 |
| 012-015 | RICHARDS, NANCY JANE; TRUSTEE | 71,600 | 239,300 | 0 | 310,900 | 5,409.66 |
| 009-004-00E | RIENDEAU, ROLAND G. & MELANIE M. | 50,000 | 75,400 | 9,500 | 115,900 | 2,016.66 |
| 007-041 | RIPLEY, RICHARD & RINA S. | 73,800 | 134,200 | 9,500 | 198,500 | 3,453.90 |
| 007-042 | RIPLEY, RICHARD & RINA S. | 23,000 | 0 | 0 | 23,000 | 400.20 |
| 011-018 | RISHI, ARTHUR & KIMBERLY | 61,200 | 41,100 | 0 | 102,300 | 1,780.02 |
| 011-040 | RIVERSIDE BOAT CO, INC. & BRYANT, PAUL S. | 339,100 | 189,100 | 0 | 528,200 | 9,190.68 |
| 004-041 | ROBB, SONDRRA T. & NEWMAN, MATTHEW H.; TRUSTEES | 73,500 | 243,400 | 9,500 | 307,400 | 5,348.76 |
| 013-007 | ROBERTS, ARTHUR | 2,900 | 0 | 0 | 2,900 | 50.46 |
| 013-008 | ROBERTS, ARTHUR | 75,100 | 135,700 | 0 | 210,800 | 3,667.92 |
| 005-054-00B | ROBERTS, CHRISTOPHER & PAULA | 86,300 | 418,500 | 0 | 504,800 | 8,783.52 |
| 008-036 | ROBERTS, DAVID B. & JODIE W. | 69,800 | 99,300 | 0 | 169,100 | 2,942.34 |
| 002-057 | ROBINSON, WAYNE | 200 | 0 | 0 | 200 | 3.48 |
| 009-004-00G | ROSKOP, DIANE | 50,000 | 67,700 | 9,500 | 108,200 | 1,882.68 |
| 009-004-00A | ROUND TOP PROPERTY MANAGEMENT, LLC | 46,900 | 25,800 | 0 | 72,700 | 1,264.98 |
| 07A-039 | ROY, JOHN & RENEE | 70,600 | 142,000 | 9,500 | 203,100 | 3,533.94 |
| 07A-040 | ROY, JOHN & RENEE | 48,000 | 0 | 0 | 48,000 | 835.20 |
| 007-011 | RUGMAN, LENORE M. | 23,000 | 0 | 0 | 23,000 | 400.20 |
| 007-009 | RUGMAN, LENORE M. | 114,200 | 251,000 | 0 | 365,200 | 6,354.48 |
| 007-008 | RUGMAN, LENORE M. | 39,400 | 0 | 0 | 39,400 | 685.56 |
| 007-010 | RUGMAN, LENORE M. | 55,600 | 0 | 0 | 55,600 | 967.44 |
| 007-043 | RUSSELL, ANNE A. | 175,900 | 59,800 | 9,500 | 226,200 | 3,935.88 |
| 07A-022 | RUSSELL, ANNE A. | 65,000 | 125,300 | 0 | 190,300 | 3,311.22 |

| MAP/LOT | OWNER | LAND | BLDG | Exemption | TAXABLE | TAX |
|-------------|--|---------|---------|-----------|---------|----------|
| 008-057 | RUSSELL, ARTHUR | 1,600 | 0 | 0 | 1,600 | 27.84 |
| 008-060-00B | RUSSELL, ARTHUR & TYRELL A. | 54,200 | 154,700 | 9,500 | 199,400 | 3,469.56 |
| 008-061 | RUSSELL, ARTHUR M. | 3,400 | 0 | 0 | 3,400 | 59.16 |
| 008-068-00A | RUSSELL, DEXTER S. & DIANNA L. | 62,200 | 112,000 | 9,500 | 164,700 | 2,865.78 |
| 010-004-00B | RUSSELL, DONNA | 100,600 | 43,000 | 0 | 143,600 | 2,498.64 |
| 008-013 | RUSSELL, DONNA L. & SANTA CRUZ, GEORGE | 31,400 | 8,100 | 0 | 39,500 | 687.30 |
| 008-010-00A | RUSSELL, ELROY T. & CYNTHIA A. | 53,000 | 81,500 | 9,500 | 125,000 | 2,175.00 |
| 008-029-00L | RUSSELL, LARRY D. | 0 | 22,500 | 0 | 22,500 | 391.50 |
| 008-029 | RUSSELL, LARRY D. | 128,000 | 240,900 | 0 | 368,900 | 6,418.86 |
| 008-044 | RUSSELL, LARRY D. | 52,100 | 31,800 | 0 | 83,900 | 1,459.86 |
| 008-046 | RUSSELL, LARRY D. | 65,100 | 0 | 0 | 65,100 | 1,132.74 |
| 008-029-NL1 | RUSSELL, LARRY D. | 0 | 17,100 | 0 | 17,100 | 297.54 |
| 008-055 | RUSSELL, LARRY D. & JULIE E. | 50,000 | 58,200 | 0 | 108,200 | 1,882.68 |
| 008-046-00A | RUSSELL, LARRY D. & JULIE E. | 55,000 | 128,200 | 9,500 | 173,700 | 3,022.38 |
| 008-060 | RUSSELL, MARGARET | 3,800 | 0 | 0 | 3,800 | 66.12 |
| 008-066 | RUSSELL, MARGARET | 5,600 | 0 | 0 | 5,600 | 97.44 |
| 008-009 | RUSSELL, MARGARET | 1,500 | 0 | 0 | 1,500 | 26.10 |
| 008-049 | RUSSELL, MARGARET | 3,000 | 0 | 0 | 3,000 | 52.20 |
| 008-052-00A | RUSSELL, MARGARET | 68,500 | 180,800 | 9,500 | 239,800 | 4,172.52 |
| 008-068 | RUSSELL, MARGARET | 12,000 | 0 | 0 | 12,000 | 208.80 |
| 008-010 | RUSSELL, MARGARET | 5,400 | 0 | 0 | 5,400 | 93.96 |
| 008-052 | RUSSELL, MARGARET L | 53,800 | 39,600 | 0 | 93,400 | 1,625.16 |
| 001-008-00B | RUSSELL, SAMUEL & ANNE | 59,300 | 313,800 | 9,500 | 363,600 | 6,326.64 |
| 004-041-00B | SABINA, RENDON J & CYNTHIA A | 68,700 | 190,900 | 9,500 | 250,100 | 4,351.74 |
| 005-045-00A | SABINO, LENIN & EMILY C. | 16,200 | 0 | 0 | 16,200 | 281.88 |
| 07A-047 | SALVO, NATASHA | 65,000 | 115,200 | 9,500 | 170,700 | 2,970.18 |
| 002-033 | SANDNER, JEFFREY R & BRENDA | 2,700 | 0 | 0 | 2,700 | 46.98 |
| 002-028 | SANDNER, JEFFREY R & BRENDA | 81,800 | 260,900 | 9,500 | 333,200 | 5,797.68 |
| 002-032 | SANDNER, JEFFREY R & BRENDA | 25,000 | 0 | 0 | 25,000 | 435.00 |

| MAP/LOT | OWNER | LAND | BLDG | Exemption | TAXABLE | TAX |
|-----------------|--|---------|-----------|-----------|---------|----------|
| 002-020-00A-002 | SANTOS, PAULA M. | 64,100 | 137,800 | 9,500 | 192,400 | 3,347.76 |
| 002-030 | SAUVIE, JAMES & THEODORA | 4,500 | 0 | 0 | 4,500 | 78.30 |
| 005-032-00C | SCANLAN, CHRISTOPHER | 64,400 | 130,900 | 0 | 195,300 | 3,398.22 |
| 005-011-001 | SCHAEFER, DEBORAH & GREGORY | 75,000 | 155,300 | 9,500 | 220,800 | 3,841.92 |
| 003-044 | SCHALLER, KENNETH E. & PHINNEY, DONNA B.; TRUSTEE | 124,500 | 188,500 | 15,200 | 297,800 | 5,181.72 |
| 007-039 | SCHNEIDER, LARRY & SHARON | 58,100 | 157,900 | 9,500 | 206,500 | 3,593.10 |
| 003-063-00B | SCHROEDER, C F & HALTER, M R & R E | 54,500 | 130,100 | 0 | 184,600 | 3,212.04 |
| 003-063-00A | SCHROEDER, CARROLL F. | 51,800 | 134,700 | 15,200 | 171,300 | 2,980.62 |
| 003-063 | SCHROEDER, LORNA & CARROLL F. | 216,700 | 0 | 0 | 216,700 | 3,770.58 |
| 003-064 | SCHROEDER, LORNA & CARROLL R. | 14,700 | 0 | 0 | 14,700 | 255.78 |
| 003-066-00A | SCHUH, ELISABETH | 57,200 | 71,600 | 9,500 | 119,300 | 2,075.82 |
| 008-018-002 | SCHULTZ, EDMUND J. & SANDRA J. | 47,400 | 129,100 | 0 | 176,500 | 3,071.10 |
| 007-059 | SCHUMACHER, JOHN M. | 100,700 | 165,100 | 0 | 265,800 | 4,624.92 |
| 007-056 | SCHUMACHER, JOHN M. | 47,500 | 68,700 | 0 | 116,200 | 2,021.88 |
| 010-003 | SCHWARZ, HOWARD & DALLAS | 40,000 | 0 | 0 | 40,000 | 696.00 |
| 009-024-00D | SCOLLO, STEVEN B. 42,400 | 0 | 0 | 42,400 | 737.76 | |
| 012-021 | SCOTT, CAMPBELL A., III & HONG, YEONOK | 69,400 | 248,500 | 0 | 317,900 | 5,531.46 |
| 008-013-00A | SCRIBNER, CAROL | 45,000 | 42,900 | 9,500 | 78,400 | 1,364.16 |
| 007-045 | SEA LAVENDER COTTAGE REALTY TRUST | 190,000 | 85,500 | 9,500 | 266,000 | 4,628.40 |
| 008-018-008 | SEAMAN, MICHAEL J. & MICHELLE M. | 59,000 | 179,400 | 9,500 | 228,900 | 3,982.86 |
| 012-037 | SECOND CONGREGATIONAL CHURCH | 195,000 | 2,386,300 | 2,581,300 | 0 | 0.00 |
| 012-032 | SEIBEL, ROY E. JR. | 146,300 | 313,500 | 0 | 459,800 | 8,000.52 |
| 008-011 | SEIGARS, JAMES L.; HEIRS OF | 53,000 | 6,800 | 0 | 59,800 | 1,040.52 |
| 006-041-00F | SEIGARS, THOMAS W. & BRAWN, REBECCA E. | 61,000 | 33,400 | 0 | 94,400 | 1,642.56 |
| 013-034 | SHADIS, PATRICIA V. | 71,300 | 174,900 | 0 | 246,200 | 4,283.88 |
| 005-011 | SHATTUCK, KATHLEEN A. & JOHN G. | 215,200 | 259,000 | 9,500 | 464,700 | 8,085.78 |
| 012-027 | SHAW, CLINTON A. & MARCIA L. | 48,100 | 61,100 | 0 | 109,200 | 1,900.08 |
| 013-054 | SHAW, GEORGE T. | 73,200 | 142,200 | 9,500 | 205,900 | 3,582.66 |

TOWN OF NEWCASTLE

125

| MAP/LOT | OWNER | LAND | BLDG | Exemption | TAXABLE | TAX |
|-------------|-----------------------------------|---------|---------|-----------|-----------|--------|
| 006-022 | SHEA, HARRY D. | 34,500 | 0 | 0 | 34,500 | 600.30 |
| 019-008 | SHEEPSHOT COMMUNITY CHURCH | 59,200 | 188,100 | 247,300 | 0 | 0.00 |
| 020-017 | SHEEPSHOT COMMUNITY CHURCH | 52,400 | 191,100 | 243,500 | 0 | 0.00 |
| 005-015-00D | SHEEPSHOT PROPERTIES, LLC 107,500 | 511,900 | 0 | 619,400 | 10,777.56 | |
| 006-008-00A | SHEEPSHOT RIVER SHORES COMM LOT | 2,700 | 0 | 0 | 2,700 | 46.98 |
| 020-013 | SHEEPSHOT VALLEY CONSERVATION | | | | | |
| | ASSOCIATION INC | 58,000 | 242,200 | 300,200 | 0 | 0.00 |
| 002-038 | SHEEPSHOT VALLEY CONSERVATION | | | | | |
| | ASSOCIATION INC. | 37,200 | 0 | 37,200 | 0 | 0.00 |
| 004-085 | SHEEPSHOT VALLEY CONSERVATION | | | | | |
| | ASSOCIATION INC. | 48,400 | 0 | 48,400 | 0 | 0.00 |
| 002-011 | SHEEPSHOT VALLEY CONSERVATION | | | | | |
| | ASSOCIATION INC. | 17,400 | 0 | 17,400 | 0 | 0.00 |
| 006-009-00A | SHEEPSHOT VALLEY CONSERVATION | | | | | |
| | ASSOCIATION INC. | 19,000 | 0 | 19,000 | 0 | 0.00 |
| 006-009-00B | SHEEPSHOT VALLEY CONSERVATION | | | | | |
| | ASSOCIATION INC. | 19,000 | 0 | 19,000 | 0 | 0.00 |
| 020-002 | SHEEPSHOT VALLEY CONSERVATION | | | | | |
| | ASSOCIATION INC. | 200 | 0 | 200 | 0 | 0.00 |
| 002-003 | SHEEPSHOT VALLEY CONSERVATION | | | | | |
| | ASSOCIATION INC. | 56,800 | 0 | 56,800 | 0 | 0.00 |
| 002-006 | SHEEPSHOT VALLEY CONSERVATION | | | | | |
| | ASSOCIATION INC. | 18,100 | 0 | 18,100 | 0 | 0.00 |
| 002-023-00D | SHEEPSHOT VALLEY CONSERVATION | | | | | |
| | ASSOCIATION INC. | 23,200 | 0 | 23,200 | 0 | 0.00 |
| 002-039-00D | SHEEPSHOT VALLEY CONSERVATION | | | | | |
| | ASSOCIATION INC. | 25,500 | 0 | 25,500 | 0 | 0.00 |
| 008-015 | SHEEPSHOT VALLEY CONSERVATION | | | | | |
| | ASSOCIATION INC. | 21,100 | 0 | 21,100 | 0 | 0.00 |

| MAP/LOT | OWNER | LAND | BLDG | Exemption | TAXABLE | TAX |
|-------------|--|---------|---------|-----------|---------|----------|
| 002-038-00B | SHEEPSHOT VALLEY CONSERVATION ASSOCIATION INC. | 21,400 | 0 | 21,400 | 0 | 0.00 |
| 020-003 | SHEEPSHOT VILLAGE ROAD, LLC | 42,600 | 58,900 | 9,500 | 92,000 | 1,600.80 |
| 003-060-00A | SHEPHARD, PAMELA | 57,000 | 200,900 | 9,500 | 248,400 | 4,322.16 |
| 002-008 | SHERMAN, HUGH A. | 9,200 | 0 | 0 | 9,200 | 160.08 |
| 002-009 | SHERMAN, HUGH A. | 106,300 | 0 | 0 | 106,300 | 1,849.62 |
| 002-001 | SHERMAN, HUGH A. | 3,400 | 0 | 0 | 3,400 | 59.16 |
| 002-002 | SHERMAN, HUGH A. | 300 | 0 | 0 | 300 | 5.22 |
| 002-024 | SHERMAN, HUGH A. | 4,200 | 0 | 0 | 4,200 | 73.08 |
| 002-026 | SHERMAN, PAUL L. JR. | 4,200 | 0 | 0 | 4,200 | 73.08 |
| 002-003-00A | SHERMAN, PETER M. | 45,200 | 0 | 0 | 45,200 | 786.48 |
| 002-004 | SHERMAN, PETER M. | 232,500 | 190,400 | 0 | 422,900 | 7,358.46 |
| 002-025 | SHERMAN, PETER M. | 48,600 | 0 | 0 | 48,600 | 845.64 |
| 002-026-00B | SHERMAN, PETER M. | 58,000 | 73,900 | 0 | 131,900 | 2,295.06 |
| 003-065-00C | SHIELDS, HELEN M. | 190,000 | 0 | 0 | 190,000 | 3,306.00 |
| 001-008-00A | SHIMMIELD, GRAHAM | 59,300 | 236,700 | 0 | 296,000 | 5,150.40 |
| 012-035 | SHIPYARD LLC | 62,000 | 175,600 | 0 | 237,600 | 4,134.24 |
| 020-010 | SHOREY, WALTER C. | 59,200 | 99,100 | 15,200 | 143,100 | 2,489.94 |
| 015-010 | SHOTT, SCOTT & HEIDI | 106,000 | 190,700 | 9,500 | 287,200 | 4,997.28 |
| 007-007-00A | SIDELINGER, DAVID | 42,400 | 16,200 | 9,500 | 49,100 | 854.34 |
| 002-038-00H | SIDELINGER, FRED H. & MARY L. | 50,000 | 103,100 | 9,500 | 143,600 | 2,498.64 |
| 007-013 | SIDELINGER, SALLIE | 47,900 | 23,800 | 9,500 | 62,200 | 1,082.28 |
| 016-013-00H | SILVA, WALTER R.; TRUSTEE | 83,500 | 204,500 | 0 | 288,000 | 5,011.20 |
| 009-010 | SIMMONS, MARGO C. | 232,500 | 69,000 | 0 | 301,500 | 5,246.10 |
| 009-046-001 | SIMMONS, RALPH S. JR. | 53,300 | 66,900 | 9,500 | 110,700 | 1,926.18 |
| 004-007 | SIMON, RICHARD | 225,000 | 118,200 | 0 | 343,200 | 5,971.68 |
| 013-022-002 | SIMON, RICHARD | 50,600 | 0 | 0 | 50,600 | 880.44 |
| 07A-014 | SIMONDS, CYNTHIA & OLIN, SHERWOOD | 65,000 | 118,300 | 0 | 183,300 | 3,189.42 |
| 004-059-00B | SIMONDS, PETER J. | 25,000 | 0 | 0 | 25,000 | 435.00 |

| MAP/LOT | OWNER | LAND | BLDG | Exemption | TAXABLE | TAX |
|-------------|----------------------------------|---------|---------|-----------|---------|----------|
| 07A-030 | SIMONE, JOSEPH R. & GAIL E. | 65,800 | 133,500 | 15,200 | 184,100 | 3,203.34 |
| 008-062 | SKIFF, JAMES & LINDA | 58,000 | 78,800 | 9,500 | 127,300 | 2,215.02 |
| 007-017-00F | SKILLING, PATRICIA S. | 221,000 | 248,500 | 9,500 | 460,000 | 8,004.00 |
| 010-002 | SLETTEN, PAMELA & GIDDINGS, JEAN | 55,900 | 0 | 0 | 55,900 | 972.66 |
| 019-003 | SMALLMAN, KAREN F.; TRUSTEE | 77,200 | 0 | 0 | 77,200 | 1,343.28 |
| 019-007 | SMALLMAN, KAREN F.; TRUSTEE | 47,500 | 214,800 | 9,500 | 252,800 | 4,398.72 |
| 003-002-00A | SMITH, DEBORAH | 52,000 | 14,900 | 0 | 66,900 | 1,164.06 |
| 006-024-00B | SMITH, DORIS R. & HERBERT W. | 64,500 | 95,100 | 15,200 | 144,400 | 2,512.56 |
| 013-011 | SMITH, JAMES M. & KATHRYN E. | 51,600 | 0 | 0 | 51,600 | 897.84 |
| 013-014 | SMITH, JAMES M. & KATHRYN E. | 68,100 | 217,900 | 15,200 | 270,800 | 4,711.92 |
| 008-040-00B | SMITH, JENNIFER | 79,800 | 235,400 | 9,500 | 305,700 | 5,319.18 |
| 008-040-00C | SMITH, JENNIFER | 39,600 | 0 | 0 | 39,600 | 689.04 |
| 011-038 | SMITH, KIMBERLY | 63,900 | 46,900 | 0 | 110,800 | 1,927.92 |
| 002-019 | SMITH, PETER D. | 45,000 | 0 | 0 | 45,000 | 783.00 |
| 013-072 | SMITH, R.M. & WHEELER, A.H. | 65,800 | 215,100 | 0 | 280,900 | 4,887.66 |
| 013-040 | SMITH, R.M. & WHEELER, A.H. | 46,800 | 0 | 0 | 46,800 | 814.32 |
| 004-006-00C | SMITH, RICHARD | 81,300 | 142,700 | 9,500 | 214,500 | 3,732.30 |
| 008-037-00A | SNELL, DANIEL J. & CAROLYN | 58,000 | 66,400 | 0 | 124,400 | 2,164.56 |
| 011-028-00A | SOMOZA, PAUL & KATHRYN A. | 81,000 | 186,500 | 9,500 | 258,000 | 4,489.20 |
| 017-006 | SOULE, CAROLYN A. | 211,300 | 178,900 | 0 | 390,200 | 6,789.48 |
| 008-040-00E | SPALDING, CHRISTINE H. | 25,300 | 0 | 0 | 25,300 | 440.22 |
| 007-052-00F | SPEAR, CHRISTOPHER P. | 50,800 | 2,500 | 0 | 53,300 | 927.42 |
| 004-047 | SPECTOR, DAVID & PAULA | 81,300 | 190,900 | 9,500 | 262,700 | 4,570.98 |
| 008-045-00G | SPEERS, GARY G. & JUDY F. | 33,200 | 0 | 0 | 33,200 | 577.68 |
| 008-045-00F | SPEERS, GARY G. & JUDY F. | 61,000 | 122,400 | 0 | 183,400 | 3,191.16 |
| 006-035-00C | SPERRY, HERBERT S. & BEVERLY M. | 73,900 | 166,400 | 15,200 | 225,100 | 3,916.74 |
| 005-035-00B | SPERRY, JOSEPHINE C. | 66,100 | 0 | 0 | 66,100 | 1,150.14 |
| 003-079 | SPERRY, PAMELA J. | 57,000 | 221,200 | 9,500 | 268,700 | 4,675.38 |
| 003-029 | SPINNEY, GEORGE R. JR. & CATHY | 2,000 | 0 | 0 | 2,000 | 34.80 |

| MAP/LOT | OWNER | LAND | BLDG | Exemption | TAXABLE | TAX |
|-------------|-----------------------------------|---------|-----------|-----------|---------|----------|
| 006-008 | SPRAGUE, LEAH W. | 85,900 | 0 | 0 | 85,900 | 1,494.66 |
| 002-047 | SPROUL, HEIDI & KOPYTNIK, DMITRIY | 81,500 | 404,900 | 0 | 486,400 | 8,463.36 |
| 003-016 | SPROUL, HEIDI & KOPYTNIK, DMITRIY | 50,400 | 12,500 | 0 | 62,900 | 1,094.46 |
| 003-008 | SPROUL, MARGARET A. | 90,500 | 74,800 | 0 | 165,300 | 2,876.22 |
| 013-069 | SPROUL'S FURNITURE, INC | 66,000 | 320,700 | 0 | 386,700 | 6,728.58 |
| 013-075 | ST ANDREWS EPISCOPAL CHURCH | 70,000 | 128,200 | 198,200 | 0 | 0.00 |
| 07A-057 | ST CYR, MARSHALL P. & SHEILA A. | 80,600 | 93,900 | 9,500 | 165,000 | 2,871.00 |
| 07A-060 | ST CYR, STEPHEN J. & GRACE Y. | 79,000 | 86,000 | 9,500 | 155,500 | 2,705.70 |
| 007-030 | ST PATRICKS CATHOLIC CHURCH | 83,500 | 1,012,500 | 1,096,000 | 0 | 0.00 |
| 007-034 | ST PATRICKS CATHOLIC CHURCH | 800 | 0 | 800 | 0 | 0.00 |
| 015-025 | ST PATRICKS RECTORY | 75,000 | 155,200 | 20,000 | 210,200 | 3,657.48 |
| 013-068 | ST. ANDREWS EPISCOPAL CHURCH | 188,100 | 1,231,500 | 1,419,600 | 0 | 0.00 |
| 018-018-00A | STAFFORD, JOHN | 48,200 | 5,200 | 0 | 53,400 | 929.16 |
| 018-014 | STAFFORD, JOHN P. | 133,300 | 74,200 | 0 | 207,500 | 3,610.50 |
| 018-015 | STAFFORD, JOHN P. | 153,100 | 31,700 | 0 | 184,800 | 3,215.52 |
| 007-023-00D | STAPLES, RICHARD A. | 50,100 | 36,000 | 0 | 86,100 | 1,498.14 |
| 002-036 | STATE OF MAINE | 89,000 | 0 | 89,000 | 0 | 0.00 |
| 001-001 | STATE OF MAINE | 113,200 | 0 | 113,200 | 0 | 0.00 |
| 013-005-00A | STATE OF MAINE | 48,300 | 0 | 48,300 | 0 | 0.00 |
| 013-004-00A | STATE OF MAINE | 44,500 | 0 | 44,500 | 0 | 0.00 |
| 002-013-00A | STATE OF MAINE | 24,700 | 0 | 24,700 | 0 | 0.00 |
| 003-078-00B | STATE OF MAINE | 11,600 | 0 | 11,600 | 0 | 0.00 |
| 002-055 | STATE OF MAINE | 109,800 | 35,400 | 145,200 | 0 | 0.00 |
| 002-056 | STATE OF MAINE | 25,000 | 0 | 25,000 | 0 | 0.00 |
| 008-060-00C | STATE OF MAINE | 49,700 | 0 | 49,700 | 0 | 0.00 |
| 002-036-00B | STATE OF MAINE | 108,100 | 0 | 108,100 | 0 | 0.00 |
| 001-003 | STATE OF MAINE, DODGE POINT | 195,000 | 0 | 195,000 | 0 | 0.00 |
| 001-002 | STATE OF MAINE, DODGE POINT | 313,700 | 0 | 313,700 | 0 | 0.00 |
| 002-050 | STEELE, PAULINE | 81,600 | 145,600 | 15,200 | 212,000 | 3,688.80 |

| MAP/LOT | OWNER | LAND | BLDG | Exemption | TAXABLE | TAX |
|-----------------|--|---------|---------|-----------|---------|-----------|
| 002-049 | STEELE, PAULINE | 48,000 | 0 | 0 | 48,000 | 835.20 |
| 002-054 | STEELE, PAULINE | 12,700 | 0 | 0 | 12,700 | 220.98 |
| 002-050-00A | STEELE, PAULINE | 57,000 | 133,600 | 0 | 190,600 | 3,316.44 |
| 013-077 | STEPHENSON, WENDELL R. & STEPHANIE | 61,200 | 67,200 | 9,500 | 118,900 | 2,068.86 |
| 002-010-00A | STERNE, CHARLES III & MAROLLA, EILEEN | 150,000 | 204,100 | 0 | 354,100 | 6,161.34 |
| 012-032-00A | STETSON HOUSE LLC. | 130,000 | 364,200 | 0 | 494,200 | 8,599.08 |
| 005-035-00A | STEVENS, CASEY T. | 65,500 | 86,100 | 0 | 151,600 | 2,637.84 |
| 005-035-00A-NL1 | STEVENS, CASEY T. (SHOP) | 0 | 38,500 | 0 | 38,500 | 669.90 |
| 003-012-00A | STEVENS, HORACE & THOMAS A. | 52,000 | 14,900 | 0 | 66,900 | 1,164.06 |
| 003-013-00A | STEVENS, THOMAS A. | 59,000 | 142,800 | 9,500 | 192,300 | 3,346.02 |
| 003-012-00C | STEVENS, THOMAS A. & CASEY T. | 27,000 | 0 | 0 | 27,000 | 469.80 |
| 007-006 | STEWART, CAROL & ROBERT | 45,200 | 101,800 | 15,200 | 131,800 | 2,293.32 |
| 013-057 | STEWART, SETH H. | 70,300 | 231,000 | 9,500 | 291,800 | 5,077.32 |
| 013-047 | STONE, GARY & BONNIE | 76,500 | 167,900 | 9,500 | 234,900 | 4,087.26 |
| 002-023 | STRAW, LEE R. | 63,800 | 173,100 | 9,500 | 227,400 | 3,956.76 |
| 003-075-00A | STROTHMAN, WENDY | 238,500 | 354,600 | 0 | 593,100 | 10,319.94 |
| 012-017 | STRUSE, FREDERICKA | 1,700 | 0 | 0 | 1,700 | 29.58 |
| 017-018 | STUBBS, LAURA A. | 216,900 | 53,000 | 0 | 269,900 | 4,696.26 |
| 008-036-00A | STUDLEY, BRUCE & DONNA LYNN; TRUSTEES | 83,500 | 0 | 0 | 83,500 | 1,452.90 |
| 008-036-00A-NL1 | STUDLEY, ROBERT | 0 | 14,100 | 9,500 | 4,600 | 80.04 |
| 002-038-00A | SULLIVAN, ANTHONY M. & TINA M. | 50,000 | 97,900 | 9,500 | 138,400 | 2,408.16 |
| 012-044 | SULLIVAN, JOSEPH & RIZZO, SUSAN | 144,000 | 100,600 | 9,500 | 235,100 | 4,090.74 |
| 011-027 | SULLIVAN, JOSEPH A. & RIZZO, SUSAN A. | 86,000 | 90,000 | 0 | 176,000 | 3,062.40 |
| 009-049-NL1 | SULLIVAN, SR., JEFFERY S. | 0 | 22,800 | 0 | 22,800 | 396.72 |
| 006-026 | SUTHERBURG, TERRANCE J. & DIANE L., TR | 5,800 | 0 | 0 | 5,800 | 100.92 |
| 006-032 | SUTHERBURG, TERRANCE J. & DIANE L., TR | 71,200 | 159,000 | 15,200 | 215,000 | 3,741.00 |
| 006-026-00A | SUTHERBURG, TERRANCE J., JR. | 36,000 | 0 | 0 | 36,000 | 626.40 |
| 018-009 | SUTHERLAND, DIANE | 162,000 | 160,100 | 9,500 | 312,600 | 5,439.24 |
| 010-009-00A | SWAIN, PATRICIA A. | 44,400 | 33,900 | 9,500 | 68,800 | 1,197.12 |

| MAP/LOT | OWNER | LAND | BLDG | Exemption | TAXABLE | TAX |
|-----------------|--|---------|---------|-----------|-----------|-----------|
| 004-033 | SWANSON, KARIN | 67,000 | 271,000 | 9,500 | 328,500 | 5,715.90 |
| 013-082 | SWARTZENTRUBER, MARLIN D. & EASTER C. | 65,300 | 128,500 | 9,500 | 184,300 | 3,206.82 |
| 018-010 | SZCZEPANSKI, JOHN E. | 25,000 | 1,100 | 0 | 26,100 | 454.14 |
| 015-004 | TAYLOR, JAMES E. | 67,900 | 22,200 | 0 | 90,100 | 1,567.74 |
| 015-003 | TAYLOR, JOHN W. | 66,900 | 51,700 | 9,500 | 109,100 | 1,898.34 |
| 004-066 | TAYLOR, KENNETH A. & SUSAN O. | 11,100 | 0 | 0 | 11,100 | 193.14 |
| 003-003 | THAYER, JOSEPH T. III | 34,200 | 0 | 0 | 34,200 | 595.08 |
| 002-063 | THAYER, JOSEPH T. III | 60,800 | 166,000 | 9,500 | 217,300 | 3,781.02 |
| 012-033 | THE STANDARD OF NEWCASTLE, LLC | 453,500 | 612,500 | 0 | 1,066,000 | 18,548.40 |
| 018-007 | THOMAS, RICHARD H. & LILLIAN A. | 133,300 | 39,500 | 0 | 172,800 | 3,006.72 |
| 004-053 | THOMPSON, JEANNE & RICHARD C. | 64,000 | 130,600 | 0 | 194,600 | 3,386.04 |
| 004-010-00B-001 | THOMPSON, WILLIAM M. (Gatehouse") | 58,300 | 225,000 | 0 | 283,300 | 4,929.42 |
| 003-049-00B | THROCKMORTON, MRS. JOHN W. | 170,000 | 0 | 0 | 170,000 | 2,958.00 |
| 004-010 | THURSTON, SUSAN S. | 65,800 | 113,700 | 0 | 179,500 | 3,123.30 |
| 008-048-00B | TIDEWATER TELECOM INC | 46,300 | 7,700 | 0 | 54,000 | 939.60 |
| 005-042-00A | TIDEWATER TELECOM INC | 53,200 | 16,800 | 0 | 70,000 | 1,218.00 |
| 016-013-00E | TILLER, THOMAS E. | 77,900 | 177,700 | 0 | 255,600 | 4,447.44 |
| 008-018-009 | TILTON, EDGAR S. & ODA B. | 51,000 | 136,200 | 15,200 | 172,000 | 2,992.80 |
| 008-018-003 | TILTON, JOHN E. & MELANIE A. | 54,400 | 189,900 | 9,500 | 234,800 | 4,085.52 |
| 005-015-00E | TIME WARNER CABLE NORTHEAST LLC | 52,500 | 43,700 | 0 | 96,200 | 1,673.88 |
| 008-033-00A | TOSCANO, KIMBERLY J. & ALGAR, JOAN A. | 51,100 | 83,400 | 0 | 134,500 | 2,340.30 |
| 004-079-00A | TOTAL MANAGEMENT SERVICES, LLC | 22,000 | 0 | 0 | 22,000 | 382.80 |
| 004-081-00C | TOWLE, JASON J. | 51,600 | 108,100 | 9,500 | 150,200 | 2,613.48 |
| 012-043 | TOWN OF NEWCASTLE & DAMARISCOTTA/GATES LOT | 106,100 | 0 | 106,100 | 0 | 0.00 |
| 008-048 | TOWN OF NEWCASTLE (LANDFILL) | 82,400 | 0 | 82,400 | 0 | 0.00 |
| 004-044 | TOWN OF NEWCASTLE BIRD PLAYGROUND | 45,000 | 79,900 | 124,900 | 0 | 0.00 |
| 003-072-00A | TOWN OF NEWCASTLE BUCK PROPERTY | 155,800 | 0 | 155,800 | 0 | 0.00 |

TOWN OF NEWCASTLE

| MAP/LOT | OWNER | LAND | BLDG | Exemption | TAXABLE | TAX |
|-------------|---|---------|---------|-----------|---------|----------|
| 011-024 | TOWN OF NEWCASTLE FIRE STA. & COMM ROOM | 65,500 | 616,300 | 681,800 | 0 | 0.00 |
| 013-060 | TOWN OF NEWCASTLE | | | | | |
| 013-063 | GLIDDEN ST CEMETERY | 142,500 | 0 | 142,500 | 0 | 0.00 |
| 012-030 | TOWN OF NEWCASTLE GLIDDEN ST R.O.W. | 111,400 | 0 | 111,400 | 0 | 0.00 |
| 015-006-00A | TOWN OF NEWCASTLE MEMORIAL PARK | 41,100 | 0 | 41,100 | 0 | 0.00 |
| 012-005 | TOWN OF NEWCASTLE MILLS BEACH | 133,000 | 0 | 133,000 | 0 | 0.00 |
| | TOWN OF NEWCASTLE | | | | | |
| 007-051 | PINE KNOLL CEMETERY | 85,900 | 0 | 85,900 | 0 | 0.00 |
| 019-001-00B | TOWN OF NEWCASTLE SANDLOT | 197,500 | 0 | 197,500 | 0 | 0.00 |
| | TOWN OF NEWCASTLE | | | | | |
| 020-012 | SHEEPSCOT CEMETERY | 108,100 | 0 | 108,100 | 0 | 0.00 |
| 011-025 | TOWN OF NEWCASTLE SHEEPSCOT FIRE STA. | 39,300 | 70,800 | 110,100 | 0 | 0.00 |
| 013-035 | TOWN OF NEWCASTLE STORAGE SHED | 48,000 | 2,400 | 50,400 | 0 | 0.00 |
| 003-040 | TOWN OF NEWCASTLE TANISCOT BUILDING | 66,900 | 355,500 | 422,400 | 0 | 0.00 |
| 005-001-00A | TOWNSEND, PATRICIA E., DEVISEES OF | 800 | 0 | 0 | 800 | 13.92 |
| 017-008 | TOWNSEND, PATRICIA E., DEVISEES OF | 66,300 | 9,700 | 0 | 76,000 | 1,322.40 |
| 002-040 | TOZLOSKI, DENNIS C. | 161,200 | 36,500 | 0 | 197,700 | 3,439.98 |
| 002-041 | TRAFTON, JOTHAM A. | 2,400 | 0 | 0 | 2,400 | 41.76 |
| 002-042 | TRAFTON, JOTHAM A. | 20,300 | 0 | 0 | 20,300 | 353.22 |
| 002-043 | TRAFTON, JOTHAM A. | 25,500 | 0 | 0 | 25,500 | 443.70 |
| 004-031 | TRAFTON, JOTHAM A. | 500 | 0 | 0 | 500 | 8.70 |
| 004-021 | TRAFTON, JOTHAM A. | 2,300 | 0 | 0 | 2,300 | 40.02 |
| 012-004 | TRAFTON, JOTHAM A. | 219,000 | 176,400 | 0 | 395,400 | 6,879.96 |
| 007-052-00H | TRAINA, JOHN E. | 85,000 | 147,200 | 0 | 232,200 | 4,040.28 |
| 003-073-00D | TRAVIS, KELLY A. & ANDREW J. | 51,300 | 125,600 | 19,000 | 157,900 | 2,747.46 |
| 005-026 | TRAVIS, KELLY A. & ANDREW J. | 16,000 | 0 | 0 | 16,000 | 278.40 |
| 005-022 | TREE GROWTH, LLC | 13,800 | 0 | 0 | 13,800 | 240.12 |
| | TREE GROWTH, LLC | 11,100 | 0 | 0 | 11,100 | 193.14 |

| MAP/LOT | OWNER | LAND | BLDG | Exemption | TAXABLE | TAX |
|-----------------|--|---------|---------|-----------|---------|-----------|
| 015-008 | TRENTIN, MARCIA M. & VALERIE A. | 66,500 | 59,300 | 0 | 125,800 | 2,188.92 |
| 008-004 | TRUEMAN, JOHN, TRUSTEE | 25,600 | 0 | 0 | 25,600 | 445.44 |
| 008-005 | TRUEMAN, JOHN, TRUSTEE | 71,200 | 241,800 | 0 | 313,000 | 5,446.20 |
| 008-006 | TRUEMAN, PAUL T. | 54,000 | 82,300 | 15,200 | 121,100 | 2,107.14 |
| 011-032 | TUPPER, HOLLY MAE | 70,000 | 99,400 | 9,500 | 159,900 | 2,782.26 |
| 006-007-00A | TURNER, STUART & MEREDITH P | 93,200 | 0 | 0 | 93,200 | 1,621.68 |
| 011-016 | TWIN COUNTY SERVICE CORP. | 69,400 | 66,900 | 0 | 136,300 | 2,371.62 |
| 011-017 | TWIN COUNTY SERVICE CORP. | 12,600 | 0 | 0 | 12,600 | 219.24 |
| 018-019 | TWIN VILLAGE, LLC. | 38,100 | 0 | 0 | 38,100 | 662.94 |
| 002-044 | UBEROI, LAURA J. H.; TRUSTEE | 24,800 | 0 | 0 | 24,800 | 431.52 |
| 003-021 | UBEROI, LAURA J. H.; TRUSTEE | 70,000 | 116,200 | 0 | 186,200 | 3,239.88 |
| 004-083 | UBEROI, LAURA J. H.; TRUSTEE | 1,800 | 0 | 0 | 1,800 | 31.32 |
| 004-084 | UBEROI, LAURA J. H.; TRUSTEE | 68,500 | 0 | 0 | 68,500 | 1,191.90 |
| 020-006 | ULLRICH, BRUCE; TRUSTEE | 86,000 | 106,800 | 0 | 192,800 | 3,354.72 |
| 004-090-00B-NL2 | UNICEL-RCC-ATLANTIC | 0 | 46,500 | 0 | 46,500 | 809.10 |
| 007-015-00B | UNIVERSITY OF MAINE FOUNDATION | 48,600 | 0 | 48,600 | 0 | 0.00 |
| 007-015-00H | UNIVERSITY OF MAINE FOUNDATION | 29,600 | 0 | 29,600 | 0 | 0.00 |
| 013-053 | UNSWORTH, ROBERT N. | 65,300 | 128,000 | 9,500 | 183,800 | 3,198.12 |
| 009-009 | URSOY, JOSEPH J. & PAULA L. | 89,400 | 164,400 | 15,200 | 238,600 | 4,151.64 |
| 003-069 | VAN ABSHOVEN, MICHELLE | 55,500 | 99,100 | 0 | 154,600 | 2,690.04 |
| 011-042 | VAN SICLEN, JOHN R. & PAMELA | 69,700 | 131,500 | 0 | 201,200 | 3,500.88 |
| 005-006 | VAUGHAN, WILLIAM & MARY | 217,900 | 217,100 | 0 | 435,000 | 7,569.00 |
| 005-008 | VAUGHAN, WILLIAM J., JR. | 194,200 | 0 | 0 | 194,200 | 3,379.08 |
| 005-005 | VAUGHAN, WILLIAM J., JR. & MARY C.; TR | 226,300 | 612,500 | 0 | 838,800 | 14,595.12 |
| 016-013-00A | VELHO, LUKE P. | 76,000 | 118,300 | 0 | 194,300 | 3,380.82 |
| 003-065-00G | VELHO, LUKE P. & VALERIE L. | 33,500 | 0 | 0 | 33,500 | 582.90 |
| 004-090-00B-NL1 | VERIZON WIRELESS | 0 | 13,300 | 0 | 13,300 | 231.42 |
| 006-018-00B | VERNEY, BRETT K. | 50,800 | 99,900 | 9,500 | 141,200 | 2,456.88 |
| 006-017 | VERNEY, BRETT K. & MEGAN L. | 76,200 | 159,300 | 0 | 235,500 | 4,097.70 |

| MAP/LOT | OWNER | LAND | BLDG | Exemption | TAXABLE | TAX |
|-------------|--|---------|---------|-----------|---------|----------|
| 006-016 | VERNEY, BRETT K. & MEGAN L. | 14,300 | 0 | 0 | 14,300 | 248.82 |
| 004-036 | VERNEY, DERIC N. & VERNE V. & TRACY L. | 58,300 | 182,900 | 9,500 | 231,700 | 4,031.58 |
| 006-035-00A | VERNEY, JAMES & LINDA | 74,800 | 76,400 | 9,500 | 141,700 | 2,465.58 |
| 006-012-00A | VERNEY, KEVIN K. & JUDITH M. B. | 67,000 | 106,500 | 9,500 | 164,000 | 2,853.60 |
| 006-018-00A | VERNEY, KEVIN K. & JUDITH M. B. | 52,300 | 0 | 0 | 52,300 | 910.02 |
| 004-067 | VERNEY, KEVIN K. & VERNE V. | 2,900 | 0 | 0 | 2,900 | 50.46 |
| 004-037-00A | VERNEY, RICHARD A. | 3,100 | 0 | 0 | 3,100 | 53.94 |
| 006-012-00D | VERNEY, VERNE & TRACY | 51,700 | 0 | 0 | 51,700 | 899.58 |
| 006-018 | VERNEY, VERNE & TRACY | 52,000 | 0 | 0 | 52,000 | 904.80 |
| 006-012-00E | VERNEY, VERNE & TRACY | 58,000 | 105,500 | 9,500 | 154,000 | 2,679.60 |
| 004-033-001 | VERNEY, VERNE & TRACY | 34,500 | 0 | 0 | 34,500 | 600.30 |
| 004-038 | VERNEY, VERNE V. & KEVIN K. & CAROL ANN P. | 151,400 | 107,900 | 0 | 259,300 | 4,511.82 |
| 013-015 | VINCENT, CORINNE J; TRUSTEE | 60,900 | 155,200 | 0 | 216,100 | 3,760.14 |
| 004-058-00A | VOGT, EUGENE F. & LYNN M. | 59,800 | 80,200 | 0 | 140,000 | 2,436.00 |
| 008-028 | VYHNAK, JAROMIR | 72,300 | 101,100 | 9,500 | 163,900 | 2,851.86 |
| 006-012-00F | WADE, CYNTHIA J. | 103,600 | 235,200 | 9,500 | 329,300 | 5,729.82 |
| 020-005 | WAJER, CHRISTOPHER J & CHRISTINE | 99,800 | 152,100 | 9,500 | 242,400 | 4,217.76 |
| 003-073-00A | WALKER, RAYMOND A. & SUSAN H. | 39,000 | 59,500 | 0 | 98,500 | 1,713.90 |
| 008-045-00B | WALLACE, ROBERT | 75,400 | 48,100 | 9,500 | 114,000 | 1,983.60 |
| 07A-025 | WALSH, DENNIS P. & MARIE B. | 65,000 | 128,200 | 0 | 193,200 | 3,361.68 |
| 07A-026 | WALSH, DENNIS P. & MARIE B. | 65,000 | 138,600 | 9,500 | 194,100 | 3,377.34 |
| 013-048 | WALTON, WILLIAM B. & ELIZA C. | 83,000 | 243,300 | 9,500 | 316,800 | 5,512.32 |
| 009-003-00B | WALTZ, ANGELINA | 63,400 | 41,400 | 9,500 | 95,300 | 1,658.22 |
| 008-040 | WALTZ, ARTHUR E. & BONNIE L. | 58,900 | 107,700 | 0 | 166,600 | 2,898.84 |
| 008-040-00D | WALTZ, BREANNA LEA | 50,800 | 61,300 | 9,500 | 102,600 | 1,785.24 |
| 009-001 | WALTZ, FLORENCE E. & GERARD S. | 65,400 | 87,100 | 15,200 | 137,300 | 2,389.02 |
| 009-002 | WALTZ, FLORENCE E. & GERARD S. | 235,200 | 24,700 | 0 | 259,900 | 4,522.26 |
| 010-012 | WALTZ, FRANK & KATHLEEN | 3,200 | 0 | 0 | 3,200 | 55.68 |

| MAP/LOT | OWNER | LAND | BLDG | Exemption | TAXABLE | TAX |
|-----------------|-----------------------------------|---------|---------|-----------|---------|----------|
| 006-012-00C | WALTZ, GERARD S. & SUSANNE C. | 58,600 | 88,400 | 9,500 | 137,500 | 2,392.50 |
| 07A-003 | WALTZ, WARREN & SUSAN | 69,800 | 104,800 | 9,500 | 165,100 | 2,872.74 |
| 013-042 | WANKMULLER, EILEEN ANN | 68,400 | 229,200 | 9,500 | 288,100 | 5,012.94 |
| 009-046-007 | WARD, GARY | 58,200 | 34,900 | 0 | 93,100 | 1,619.94 |
| 009-046-008 | WARD, JAMES E. & LORRIE A | 50,200 | 40,400 | 9,500 | 81,100 | 1,411.14 |
| 003-065-00F | WARD, STEPHEN G. & CASEY | 53,800 | 220,700 | 9,500 | 265,000 | 4,611.00 |
| 008-003-00A | WARD, SYLVIANN & CHENEY, PAUL M | 58,000 | 90,400 | 9,500 | 138,900 | 2,416.86 |
| 013-071 | WARE, SR. JOHN | 67,300 | 121,600 | 0 | 188,900 | 3,286.86 |
| 015-006 | WARNER, BARBARA J.; TRUSTEE | 158,200 | 235,300 | 0 | 393,500 | 6,846.90 |
| 015-007 | WARNER, BARBARA J.; TRUSTEE | 15,000 | 0 | 0 | 15,000 | 261.00 |
| 007-052 | WARNER, MARK & HELEN | 67,300 | 232,100 | 15,200 | 284,200 | 4,945.08 |
| 07A-021 | WASE, DAVID | 65,000 | 128,700 | 0 | 193,700 | 3,370.38 |
| 005-014-00B | WATER OF LIFE LUTHERAN CHURCH | 107,500 | 684,900 | 792,400 | 0 | 0.00 |
| 002-023-00A | WATERSHED CENTER FOR CERAMIC ARTS | 75,000 | 104,300 | 179,300 | 0 | 0.00 |
| 002-023-00C | WATERSHED CENTER FOR CERAMIC ARTS | 71,200 | 102,100 | 173,300 | 0 | 0.00 |
| 002-023-00C-001 | WATERSHED CENTER FOR CERAMIC ARTS | 48,100 | 0 | 48,100 | 0 | 0.00 |
| 013-065 | WATLING, LESLIE & RIESER, ALISON | 176,400 | 181,300 | 9,500 | 348,200 | 6,058.68 |
| 003-041 | WATSON, OLEVIA CABLE | 192,500 | 226,200 | 9,500 | 409,200 | 7,120.08 |
| 008-001 | WEARY, WILLIAM | 138,200 | 198,300 | 9,500 | 327,000 | 5,689.80 |
| 008-002-00A | WEARY, WILLIAM | 1,900 | 0 | 0 | 1,900 | 33.06 |
| 009-024-00C | WEAVER, MATTHEW D. | 92,900 | 168,800 | 9,500 | 252,200 | 4,388.28 |
| 009-024 | WEAVER, MATTHEW D. & LENA A. | 108,400 | 0 | 0 | 108,400 | 1,886.16 |
| 009-021-00B | WEAVER, MATTHEW D. & LENA A. | 35,700 | 0 | 0 | 35,700 | 621.18 |
| 009-021-00A | WEAVER, MATTHEW D. & LENA A. | 54,400 | 0 | 0 | 54,400 | 946.56 |
| 009-025 | WEAVER, MATTHEW D. & LENA A. | 7,600 | 0 | 0 | 7,600 | 132.24 |
| 017-007 | WEBB, JUDITH A. | 185,600 | 27,200 | 0 | 212,800 | 3,702.72 |
| 008-018-00A | WEBBER, DAVID & | 7,400 | 0 | 0 | 7,400 | 128.76 |
| 008-018-001 | WEBBER, DAVID & | 200 | 0 | 0 | 200 | 3.48 |
| 008-018-006 | WEBBER, DAVID & | 25,500 | 0 | 0 | 25,500 | 443.70 |

| MAP/LOT | OWNER | LAND | BLDG | Exemption | TAXABLE | TAX |
|-------------|---------------------------------------|---------|---------|-----------|---------|----------|
| 008-018-010 | WEBBER, DAVID & | 25,200 | 0 | 0 | 25,200 | 438.48 |
| 003-065-00N | WEEKS, KRISTOPHER & BURT-WEEKS, JENNA | 57,100 | 99,500 | 9,500 | 147,100 | 2,559.54 |
| 003-048 | WEGMANN, CHARLES LUCAS | 103,000 | 0 | 0 | 103,000 | 1,792.20 |
| 003-050 | WEGMANN, CHARLES LUCAS; TRUSTEE | 58,500 | 238,400 | 9,500 | 287,400 | 5,000.76 |
| 007-047 | WEILER-VALLEJO, LISA C. | 133,300 | 64,600 | 0 | 197,900 | 3,443.46 |
| 016-013-00F | WEINRICH, JOHN R. & SANDRA G. | 86,000 | 110,800 | 9,500 | 187,300 | 3,259.02 |
| 004-010-00B | WEISS, DAVID R., TRUSTEE | 106,200 | 423,600 | 0 | 529,800 | 9,218.52 |
| 005-047-00B | WELCH, BARBARA & DELVECCHIO, JOHN | 98,000 | 172,700 | 0 | 270,700 | 4,710.18 |
| 005-020-00D | WELCH, BENJAMIN M. & MILDRED H. | 53,200 | 178,600 | 9,500 | 222,300 | 3,868.02 |
| 005-020-00B | WELCH, BENJAMIN M. & MILDRED H. | 68,800 | 234,700 | 0 | 303,500 | 5,280.90 |
| 005-020-00E | WELCH, BENJAMIN M. & MILDRED H. | 29,800 | 0 | 0 | 29,800 | 518.52 |
| 005-020-00A | WELCH, BENJAMIN M. JR & MICHAEL | 95,000 | 129,300 | 0 | 224,300 | 3,902.82 |
| 004-073 | WELCH, CHRISTINE | 73,200 | 200,000 | 9,500 | 263,700 | 4,588.38 |
| 004-073-00B | WELCH, CHRISTINE & PARISE, MERLE | 68,000 | 0 | 0 | 68,000 | 1,183.20 |
| 004-063-00A | WELCH, MICHAEL H. | 58,000 | 149,200 | 9,500 | 197,700 | 3,439.98 |
| 07A-031 | WELTON, SHIRLEY B. | 65,800 | 130,600 | 9,500 | 186,900 | 3,252.06 |
| 009-046-006 | WENTWORTH, LOIS E. | 52,900 | 13,000 | 9,500 | 56,400 | 981.36 |
| 013-019 | WEOALOT, LLC | 72,100 | 127,700 | 0 | 199,800 | 3,476.52 |
| 017-030 | WEST, RONALD W. | 23,400 | 45,500 | 0 | 68,900 | 1,198.86 |
| 017-026 | WEST, RONALD W. | 145,100 | 67,600 | 9,500 | 203,200 | 3,535.68 |
| 007-029-00A | WESTON, GEORGE N. | 70,000 | 0 | 0 | 70,000 | 1,218.00 |
| 007-029 | WESTON, GEORGE N. | 87,400 | 0 | 0 | 87,400 | 1,520.76 |
| 013-052 | WHELAN, MARIELLEN F. | 65,800 | 125,700 | 9,500 | 182,000 | 3,166.80 |
| 005-057 | WHITCOMB, CRAIG | 195,000 | 35,800 | 0 | 230,800 | 4,015.92 |
| 005-060 | WHITCOMB, CRAIG | 4,300 | 0 | 0 | 4,300 | 74.82 |
| 005-058 | WHITCOMB, CRAIG | 6,300 | 0 | 0 | 6,300 | 109.62 |
| 004-080-00B | WHITE, LORI A. & | 36,900 | 1,500 | 0 | 38,400 | 668.16 |
| 07A-002 | WHITE, RENA L | 65,000 | 99,000 | 9,500 | 154,500 | 2,688.30 |
| 011-043-00A | WHITE, SHARON | 292,500 | 169,600 | 9,500 | 452,600 | 7,875.24 |

| MAP/LOT | OWNER | LAND | BLDG | Exemption | TAXABLE | TAX |
|-------------|--------------------------------------|---------|---------|-----------|---------|----------|
| 013-024 | WHITE, STEPHEN J. & ANNE T. | 69,700 | 144,700 | 9,500 | 204,900 | 3,565.26 |
| 009-003-00A | WHITLEDGE, VIRGINIA | 52,200 | 0 | 0 | 52,200 | 908.28 |
| 006-008-00E | WICKSON, CHRISTINE | 93,300 | 0 | 0 | 93,300 | 1,623.42 |
| 008-010-00B | WILCOX, ROGER & WANDA | 50,300 | 88,100 | 9,500 | 128,900 | 2,242.86 |
| 003-061-00L | WILDER, NAN | 63,600 | 206,600 | 9,500 | 260,700 | 4,536.18 |
| 016-006 | WILEN, JACQUELINE & CARL | 176,400 | 50,000 | 0 | 226,400 | 3,939.36 |
| 004-027 | WILLEY, AARON O. & LINDA | 65,500 | 75,300 | 9,500 | 131,300 | 2,284.62 |
| 004-026-00A | WILLEY, AARON O. & LINDA | 28,200 | 0 | 0 | 28,200 | 490.68 |
| 006-007-00B | WILLIAMS, BARBARA H. | 117,100 | 65,400 | 0 | 182,500 | 3,175.50 |
| 011-043 | WILLIAMSON, JEAN M.; TRUSTEE | 75,200 | 225,900 | 15,200 | 285,900 | 4,974.66 |
| 002-050-00B | WILLIS, SUZANNE | 52,100 | 71,700 | 9,500 | 114,300 | 1,988.82 |
| 016-013-00D | WILSHIRE, TAYLOR G. | 56,200 | 0 | 0 | 56,200 | 977.88 |
| 002-018-001 | WILSON, ROGER L. & TERRILL, GWENN L. | 65,400 | 127,100 | 0 | 192,500 | 3,349.50 |
| 004-075-00C | WILSON, SUZANNE | 58,000 | 118,800 | 9,500 | 167,300 | 2,911.02 |
| 010-001-001 | WING, GREGORY R. | 63,700 | 0 | 0 | 63,700 | 1,108.38 |
| 010-001 | WING, KEVIN B. | 77,700 | 0 | 0 | 77,700 | 1,351.98 |
| 010-001-002 | WING, PAUL S. | 64,200 | 0 | 0 | 64,200 | 1,117.08 |
| 002-039-00A | WOOD, ERIC M. | 82,800 | 0 | 0 | 82,800 | 1,440.72 |
| 002-059 | WOOD, JUSTIN D. | 8,700 | 0 | 0 | 8,700 | 151.38 |
| 003-007 | WOOD, JUSTIN D. | 108,100 | 146,100 | 9,500 | 244,700 | 4,257.78 |
| 007-022-00B | WOODBURY, FREDERICK R | 51,800 | 82,100 | 0 | 133,900 | 2,329.86 |
| 009-046-00C | WOODBURY, FREDERICK R. | 30,400 | 0 | 0 | 30,400 | 528.96 |
| 009-046-00A | WOODBURY, TIMOTHY J. | 58,600 | 84,900 | 0 | 143,500 | 2,496.90 |
| 010-006 | WOODRUFF, BRICE A. & JACQUELYN S. | 74,500 | 80,800 | 0 | 155,300 | 2,702.22 |
| 007-052-00K | WORKMAN, LISA HAAG | 58,300 | 213,300 | 0 | 271,600 | 4,725.84 |
| 002-017 | YARMEY, ANN | 152,600 | 153,400 | 15,200 | 290,800 | 5,059.92 |
| 014-004 | YATES, MARJORIE | 68,400 | 59,000 | 0 | 127,400 | 2,216.76 |
| 006-012-00B | YEATON, JOAN M. | 73,600 | 97,100 | 15,200 | 155,500 | 2,705.70 |
| 013-078 | YEDLIN, BARBARA; HEIRS OF | 67,500 | 184,500 | 0 | 252,000 | 4,384.80 |

| MAP/LOT | OWNER | LAND | BLDG | Exemption | TAXABLE | TAX |
|-------------|---|---------|---------|-----------|---------|----------|
| 009-043-001 | YELLOW COTTAGE, LLC | 207,000 | 57,100 | 0 | 264,100 | 4,595.34 |
| 07A-005 | YOUNG, DANIELLE C. & MELANSON, ROD M | 66,600 | 81,600 | 9,500 | 138,700 | 2,413.38 |
| 009-023-00B | YOUNG, JONATHAN | 144,300 | 57,000 | 0 | 201,300 | 3,502.62 |
| 003-020-00A | YOUNG, ROSE E. | 50,000 | 86,700 | 9,500 | 127,200 | 2,213.28 |
| 07A-034 | ZAHNER, DONNA K. & PAUL G. | 65,800 | 129,200 | 0 | 195,000 | 3,393.00 |
| 07A-036 | ZAIDI, TASNEEM HAYAT | 73,900 | 180,800 | 9,500 | 245,200 | 4,266.48 |
| 013-030 | ZAMPA, ANTHONY W. | 63,500 | 104,200 | 0 | 167,700 | 2,917.98 |
| 009-030-00A | ZAUGG, VERENA & JEFFREY JOHN | 54,100 | 109,000 | 15,200 | 147,900 | 2,573.46 |
| 005-021 | ZEITZER, GLEN | 103,600 | 320,000 | 0 | 423,600 | 7,370.64 |
| 005-032-00A | ZELLER, ALAN W. II | 68,500 | 109,900 | 9,500 | 168,900 | 2,938.86 |
| 005-032 | ZELLER, ROBERT S. & ZELLER, GEORGE W. & | 11,600 | 0 | 0 | 11,600 | 201.84 |
| 005-032-00E | ZELLER, SARAH | 39,300 | 0 | 0 | 39,300 | 683.82 |
| 015-018 | ZOLLER, RACHEL | 77,400 | 175,500 | 9,500 | 243,400 | 4,235.16 |

K-12 Education Report

Kimberly Schaff, Principal, Great Salt Bay Community School
Steven Bailey, Superintendent of Schools, AOS 93

Great Salt Bay Community School:

The 2014/15 school year ended with 438 students. The 2015/16 school year began with 436 students. Staff changes included the hiring of Molly Campbell and Veronica Babcock as special education resource room teachers, and Peter Vigue was hired as the teacher for the behavioral support program (ACES) – the position Mrs. Babcock had previously held. A technology integration Educational Technician III position was added by the GSB CSD Board to increase the effective utilization of the school's technology resources and to assist teachers with the integration of technology within their curriculum design. Cassandra Lincoln, who has her teacher certification, was hired for this position. The Board also added a 20% agricultural Educational Technician III position to assume responsibility for the implementation, direction, and supervision of the entire garden/greenhouse project. Margaret Coleman was hired for this position. She brings to this position a vast amount of experience in agricultural programming and education, which includes operating the Chewonki Foundation's Farm.

Of significant note was the selection of Jennifer Gregg as the 2015 Lincoln County Teacher of the Year, and her subsequent recognition as one of four finalists for the Maine Teacher of the Year. Great Salt Bay Community School was awarded the Support Music Merit Award by the National Association of Music Merchants for the school's ongoing support of music education.

Changes were made to the ACES program in order to better support our students. It is now designed to focus on providing special education programming for students with emotional/behavioral challenges who require greater support for their behaviors than can be provided in a regular education classroom without support or in the resource room. Our primary goals of the ACES program

will be: (1) to increase appropriate classroom behaviors and (2) to teach students to take responsibility for and to manage their own behaviors with the ultimate goal being that he/she qualify to exit the ACES program.

Three educational goals were set as priorities for 2015-16. The first goal is to maintain throughout the year a school-wide student attendance rate of 95%. For a student to achieve a 95% attendance rate for the school year, he or she would need to miss no more than 8 school days. The second goal is to increase our percentage of students achieving proficiency in reading and mathematics to 80% as measured by state, district, and local assessments. The third goal is to continue the transition to proficiency-based education with a focus on assessment practices.

There have been several opportunities for Community Engagement. The following initiatives have begun or will continue:

- Continued its annual tradition of GSB Cares-A-Ton, which raised more than a ton of food for the ecumenical food pantry.
- Collaborated with the Chewonki, DRA, and Hidden Valley Nature Center to provide our students with environmental educational experiences.
- Collaborated with the Lincoln County Board of Realtors to host a Red Cross Blood Drive. In their health/guidance classes our students will be participating in the Pint-Size Hero and Future Blood Donor programs, which will teach our students about blood donation, blood components, and how blood is used as medicine. Our goal is to recruit 45 donors.
- Collaborated with the Seacoast Orchestra. The orchestra utilizes the school's facilities for its weekly rehearsals. Twice a year the Seacoast Orchestra and the GSB bands perform a combined piece which provides our students the opportunity to perform with adult musicians.
- In collaboration with Kieve GSB will be hosting a Kieve Educator in Residence (EIR), Maggie McKeon, from January through March. The goal of the program is to "support teachers and students in reinforcing the messages, learning style and relationships cultivated during residential Leadership School programs." Some of the ways Maggie will be supporting teachers and students include teaching

Spanish to first and second graders, leading team building activities, hosting lunch groups, providing Algebra enrichment, assisting with the Art program, and bringing groups to Kieve.

Several efforts are underway to improve and make more efficient facilities and transportation services. These include:

- Consolidating the eight bus routes into seven routes in the fall after the resignation of a driver.
- Eliminating the contracted mowing service; Purchased a tractor and hired a part-time grounds position with the goal of saving on the cost of grounds and fields maintenance; and
- Through the concerted efforts of Mark Hagar, Head Custodian, and the staff the school's energy costs were significantly cut, with a particular focus on reducing heating fuel and lighting costs.

We look forward to continuing the Great Salt Bay commitment to excellence!

Grades 9-12:

Newcastle has 71 students in grades 9-12, with 65 that attend Lincoln Academy. 4 students attend other private schools and 2 students are enrolled in public schools. These students continue to achieve to high levels. Central Office Administrators of the AOS meet with the Head of School of Lincoln Academy and his Assistants a couple times per year in order to align curriculum and refine plans to prepare our grade eight students for a successful transition and experience at the Academy.

Thank you for your continued support for our kindergarten - grade 12 learners. It is greatly appreciated.

Sincerely,
STEVEN W. BAILEY
Superintendent of Schools

| ELEMENTARY ENROLLMENT October 1, 2015 | | | | | | | | | | | | |
|---------------------------------------|-----------|------------|------------|------------|------------|------------|------------|------------|------------|-----------|------------|------------|
| | Pre-K | Kdgn. | 1st | 2nd | 3rd | 4th | 5th | 6th | 7th | 8th | TOTAL | |
| Bristol | 17 | 13 | 0 | 17 | 19 | 14 | 18 | 20 | 19 | 13 | 17 | 167 |
| Open Enrollment | 0 | 0 | 0 | 0 | 1 | 0 | 1 | 0 | 0 | 0 | 0 | 2 |
| Bristol Total | 17 | 13 | 0 | 17 | 20 | 14 | 19 | 20 | 19 | 13 | 17 | 169 |
| Bremen | 7 | 11 | 10 | 11 | 10 | 6 | 9 | 5 | 10 | 7 | 4 | 69 |
| Damariscotta | 16 | 20 | 9 | 20 | 9 | 13 | 23 | 16 | 17 | 15 | 18 | 147 |
| Newcastle | 17 | 12 | 21 | 12 | 21 | 20 | 22 | 23 | 16 | 14 | 21 | 166 |
| Open Enrollment | 2 | 4 | 4 | 2 | 4 | 3 | 0 | 3 | 0 | 2 | 5 | 21 |
| Superintendent's Agree | 0 | 0 | 1 | 0 | 1 | 1 | 0 | 0 | 0 | 0 | 0 | 2 |
| Public Tuition | 0 | 1 | 3 | 1 | 3 | 6 | 2 | 2 | 2 | 5 | 5 | 26 |
| Aces (from out of GSB) | 1 | 1 | 1 | 1 | 1 | 1 | 1 | 1 | 1 | 1 | 1 | 3 |
| GSB, CSD Total | 43 | 46 | 49 | 46 | 49 | 49 | 56 | 49 | 46 | 43 | 53 | 434 |
| Jefferson | 11 | 21 | 15 | 21 | 15 | 24 | 20 | 15 | 22 | 16 | 18 | 162 |
| Pathways from out of JVS | 1 | 1 | 2 | 1 | 2 | 0 | 1 | 0 | 2 | 2 | 2 | 11 |
| Open Enrollment | 0 | 0 | 1 | 0 | 1 | 0 | 0 | 0 | 0 | 0 | 0 | 1 |
| Superintendent's Agree | 1 | 0 | 1 | 0 | 1 | 0 | 1 | 1 | 0 | 0 | 0 | 4 |
| Jefferson Total | 13 | 22 | 19 | 22 | 16 | 24 | 22 | 16 | 24 | 18 | 20 | 178 |
| Nobleboro | 14 | 12 | 10 | 12 | 10 | 17 | 15 | 16 | 14 | 9 | 13 | 120 |
| Open Enrollment | 1 | 1 | 0 | 1 | 0 | 1 | 1 | 2 | 1 | 1 | 1 | 9 |
| CAL (from out of NCS) | 0 | 0 | 0 | 0 | 0 | 0 | 0 | 1 | 2 | 1 | 2 | 5 |
| Public Tuition | 0 | 0 | 0 | 0 | 0 | 0 | 0 | 0 | 0 | 0 | 0 | 1 |
| Superintendent's Agree | 1 | 0 | 0 | 0 | 0 | 1 | 0 | 0 | 0 | 1 | 0 | 3 |
| Nobleboro Total | 16 | 13 | 10 | 13 | 10 | 19 | 16 | 19 | 17 | 12 | 17 | 139 |
| South Bristol | 5 | 4 | 9 | 4 | 9 | 1 | 9 | 6 | 9 | 2 | 8 | 49 |
| Superintendent's Agree | 0 | 0 | 0 | 0 | 0 | 1 | 0 | 0 | 1 | 0 | 0 | 2 |
| Open Enrollment | 0 | 0 | 2 | 0 | 2 | 1 | 0 | 0 | 0 | 0 | 0 | 3 |
| So. Bristol Total | 5 | 4 | 11 | 4 | 11 | 3 | 9 | 6 | 10 | 2 | 4 | 54 |
| TOTAL ELEMENTARY | 90 | 102 | 109 | 102 | 109 | 109 | 122 | 110 | 116 | 88 | 111 | 974 |

SECONDARY ENROLLMENT and home school

| | 9th Grade | 10th Grade | 11th Grade | 12th Grade | TOTAL SEC. |
|---------------|--------------|---------------|---------------|---------------|---------------|
| Bremen | 8 | 9.5 | 8 | 7 | 32.5 |
| Bristol | 21 | 27 | 26 | 29.5 | 103.5 |
| Damariscotta | 37 | 26.5 | 26 | 25 | 114.5 |
| Jefferson | 24 | 31 | 19 | 33 | 107 |
| Newcastle | 17 | 20 | 17.5 | 24 | 78.5 |
| Nobleboro | 20 | 14 | 18 | 16 | 68 |
| South Bristol | 7 | 8.5 | 3 | 10.5 | 29 |

| | | | | | |
|------------------------|------------|--------------|--------------|------------|-----------------------|
| TOTAL SECONDARY | 134 | 136.5 | 117.5 | 145 | 533 |
| | | | | | AOS No. 93 Total K-12 |
| | | | | | 1507 |

Lincoln Academy

Winter 2016 School Report for Sending Towns

Lincoln Academy is an independent secondary school chartered in 1801 to serve the midcoast area. It offers a comprehensive program, including courses at all levels in the areas of English, Mathematics, Science, Social Studies, World Languages, Fine and Performing Arts, Technology Education, Physical Education, and Health. Regional Vocational, Alternative Education, and Special Education programs are available. On a ten-year cycle Lincoln Academy is accredited by the New England Association of Schools and Colleges (NEASC), and was most recently reaccredited in 2015.

In 2015 three new facilities opened on the Lincoln Academy Campus. The Cable-Burns Applied Technology and Engineering Center (ATEC) now offers 10,000 square feet of classroom space for engineering, science, art, and technology courses. The new dormitory houses 57 of the 84 residential students currently attending Lincoln Academy. The William A. Clark Athletic Field is an artificial turf field where the soccer, field hockey, and lacrosse teams now play.

Governance

Lincoln Academy is governed by an independent Board of Trustees. Officers include: Ann McFarland '73, President; Christine Wajer '85, Vice-President; Dennis Prior '91, Secretary; Sarah Maurer, Treasurer. Members include: Faustine Reny '01, Robert Baldwin '62, Stephen Dixon, Lisa Masters '83, Jon McKane, Karen Moran, William Morgner, Rob Nelson, Tim Alley '77, Pam Gormley, Marcus Hutchins, and Hugh Riddleberger. David Sturdevant is Head of School.

The Student Body

Lincoln Academy has a current enrollment of 587 students in the 2015-16 school year. The majority of students come from 16 local towns. 84 residential students come from 16 countries around the world. After 4 consecutive years of growth, the Residential population has met available housing capacity and for the foreseeable future will remain between 80 and 90 students.

Graduates

Of the 109 graduates in the Class of 2015, 80 enrolled in post-secondary education; 70 enrolled in 4-year colleges/universities, 10 enrolled in programs shorter than 4-year (2-year and certificate programs), 24 are employed/seeking employment, and 5 enlisted in military service.

Curriculum

Lincoln Academy remains committed to its comprehensive curriculum as we strive to meet the needs of all our students. We have added new courses this year, including engineering, metal sculpture, AP Chemistry, and BC Calculus. The new courses take advantage of the space and tools in the ATEC building, as well as serve our increasingly diverse population of both day and residential students.

Finances

Unlike most independent schools, The Board does not set day tuition. Because most students' tuition is paid by their sending towns, the tuition is established by the State Department of Education using a formula based on average per pupil expenditures of Maine public high schools during the previous two years. The tuition for the 2015-16 school year was increased by 3.9% from the prior year to \$10,131.00 per pupil. The Insured Value (IV) factor is an amount in addition to tuition intended to fund capital maintenance and debt service. The legislated IV factor amount of 10% was reduced in 2009 to 5% and remained at 5% through last year. The legislature voted to partially restore the IV by voting to increase the amount to 6% of the calculated tuition figure for 2014-15. The 6% rate was carried over into 2015-16 and is \$607.86 per pupil for this year. While towns are allowed to continue to pay the full 10% and some of our area towns have done that in the past, this year all towns have elected to pay at the 6% rate.

Supporting Lincoln

While the sending towns do pay tuition for each student, that amount is calculated each year by the state. The tuition allowance is simply not enough to provide the quality educational experience that Lincoln Academy promises each and every student. LA depends on support from the Lincoln Fund (the Annual Fund) to fund the deficit,

but the gap is widening between the cost of operating the school and incoming tuition revenues. Private contributions have allowed Lincoln to support both programs and capital improvements. Money raised through the Lincoln Fund supports students and faculty, and is vital to the life of the school. Since 1997, over \$1.4M has been contributed to general operations, over \$650K for specific programs, and about \$10M for capital projects. Contributions to annual and capital campaigns provide for the perpetuation of and improvements to LA's programs and physical plant without increasing local taxes.

Central Lincoln County (AOS #93) Adult and Community Education Annual Report

CLC Adult and Community Education again provided services to over 800 adults in 2015. We offered the HiSET high school completion program, assisted adults in preparing for college, worked with literacy students, provided medical certificate programs and served up a wide variety of enrichment classes for young and old.

We provide basic literacy services along with high school completion classes free of charge in our Learning Center program on Tuesday and Thursday evenings and Monday and Tuesday mornings. Free College Transitions courses are offered through The Lincoln County College Connection (TLC³) – a cooperative program with 3 other Lincoln County Adult Education programs. Dozens of adults from Lincoln County participated in classes that will help them prepare for college through that program.

In 2014-15 we had 6 students complete a high school credential and another 25 worked towards a high school diploma or on basic language and math skills. Anyone 17 or older who is out of school and wants to earn a high school credential or who needs to improve their reading, writing or English language skills should contact us to get started.

We continue to work with Lincoln County Healthcare to provide vocational training in several medical programs. In 2014-15 we conducted 3 Certified Nursing Assistant courses with 21 students completing the program and receiving certification and employment. We were also able to offer 7 CPR, CRMA and PSS classes with 33 people receiving certification.

Hundreds of students continue to enjoy the more than 120 low-cost, high impact courses offered in Community Education. This fall we combined our brochure with the RSU40 Adult Ed brochure to further expand our classroom choices and to provide a single point of information for classes throughout Lincoln County.

Thank you to each of our supporting towns for the funding that provides these important services. Information about all our programs and services can be found on our web site: <http://clc.maineadulted.org> or by calling us at 563-2811.

Respectfully submitted,
ELLEN DICKENS
Director

Skidompha Library Annual Report

Because of your continued generosity and support, many Newcastle residents enjoyed all Skidompha Library has to offer. At the end of 2015, over 1,650 Newcastle individuals had library cards.

In the last year your library...

Provided meeting, performance, and fundraising space to more than 50 organizations monthly

Organized Community Read for 500 people that included giving each participant a free (sponsor-funded) book and hosting 14 free events

Presented Chats with Champions and a film series to a combined audience of nearly 1,500

Assisted researchers more than 1,100 times in our Genealogy Department

Engaged with local teens by providing a dedicated teen room and offering programs suited to their needs

Hosted exhibitions for 17 emerging artists in our atrium and in our Carey Art Gallery

Modeled the importance of philanthropy to 270 young readers during our Summer Reading Program (the Lincoln County Animal Shelter received over a half a ton of food and supplies thanks to this effort!)

Listened to your suggestions and continued OWL, our online radio station, to provide programming for people at home (we've had 14,854 listens...and counting!)

Stepped out on a limb to bring you cutting edge programs like Gizmo Gardens, the STEM program for future engineers

Continued to provide literacy programs for learners of all ages, as well as foreign language lessons

Gave a sense of purpose to volunteers of all ages, totaling over 10,000 donated hours (for which we are so grateful!)

Of course, we also circulated items over 100,000 times, including large print books, audiobooks, films, 3 different museum passes, a ukulele, and a telescope! We did all of this while remaining a fiscally sound, friendly, and welcoming non-profit.

With appreciation,
PAM GORMLEY
Executive Director

Great Salt Bay Sanitary District

Great Salt Bay Sanitary District (GSBSD) is a publicly owned, quasi-municipal utility organized to provide safe drinking water in Damariscotta and Newcastle, and to provide wastewater treatment services in the Towns of Damariscotta, Newcastle, and Nobleboro. The District currently has 713 water customers and 1428 wastewater users. Scott Abbotoni is the Water Manager, overseeing all water operations and LeeAnna Libby is the Wastewater Manager overseeing all wastewater operations.

Our mission is to provide safe drinking water, adequate fire protection, and effective wastewater treatment. The District is committed to public health, customer service, and environmental protection.

The Drinking Water Division's water supply is "Little Pond" a pristine, 77-acre spring-fed pond with an ultraviolet light water treatment system as a primary disinfectant and chlorine as a secondary disinfectant.

The Welton Tank on Standpipe Rd. in Damariscotta and the Academy Hill Tank in Newcastle feed the Twin Villages.

In 2015 the Water Division replaced 1400 feet of aging A.C. Pipe that had had multiple leaks with new 12-inch H.D.P.E. pipe thereby eliminating a problem area. During the process the District also replaced old fire hydrants with new ones. As not to excavate the High Street / School Street intersection in the future, the district made provisions for possible expansion down the remainder of School Street by installing valves and extending the main out of the intersection.

The Wastewater Division's wastewater treatment for the Damariscotta and Newcastle consists of three aerated lagoons with a capacity of eight million gallons.

The lagoons were cleaned, the aeration system was upgraded and the lagoon liners were inspected in 2012.

In 2015 we began an upgrade to the main plant's electrical and blower system that will be finished in 2016.

The Damariscotta Mills area of Newcastle and Nobleboro has a small sand filter, fed by septic tanks which are maintained by the district.

The Great Salt Bay Sanitary District's operations are carried out by five full-time employees overseen by an elected six-member Board of Trustees. Representing Damariscotta are William Brewer, John Gallagher, and Raymond McConnell; representing Newcastle are Christopher Hayden and Alan Ray; and representing Nobleboro is Robert Whear. The Trustees meet the second Wednesday of each month, 5 p.m. at the District office, located at 121 Piper Mill Road, Damariscotta. The public is encouraged to attend. Office hours are; Monday – Friday 7:00 a.m. -3:00 p.m. For more information, please contact our Water Division at 563-3010, or our Wastewater Division at 563-5105.

Respectfully submitted,
Scott Abbotoni
Water Division Manager
LeeAnna Libby
Wastewater Division Manager

Nobleboro-Jefferson Transfer Facility

The Transfer Station, operated by Nobleboro and Jefferson, and under contract with Bremen, Damariscotta and Newcastle, provides for the disposal of most types of solid waste generated in the five towns. This year our household waste went to PERC in Orrington. The construction and demolition bulky materials are hauled to a landfill in Norridgewock. We use the services of Lincoln County Recycling to recycle cardboard, newspaper, plastic and many other products. We also recycle our universal hazard waste (televisions, computers, fluorescent light bulbs, mercury switches and rechargeable batteries).

You will see the Transfer Station Attendants out helping the customers with their trash and recyclables. They work very hard to keep the facility neat and safe. Our hopes are that they make your trip to the Transfer Station a positive experience. The Town would like to give many thanks to our three employees: Barry Howell, Brandon Achorn and Linwood Rideout for all they do for the Transfer Station.

In 2015, we resurfaced the entrance road to our facility as it was starting to break-up. We also did a lot of minor repairs to meet the labor and safety board requirements.

This year we had a major hauler stop bringing in their trash to our facility. This change saved us some money in hauling fees and the price of getting rid of the trash. The towns will see this savings which will be reflected in our budget request for 2016. There is going to be a 6.73% decrease to all five towns.

We increased our recyclables by 80 tons this year. This is very important because it saved the towns close to \$90 per ton. This increase is due to the efforts of the public and our staff in educating what can actually be recycled.

The Transfer Station is open from 8:00 a.m. to 4:00 p.m., Tuesday through Saturday. The front gate is closed at 3:50 p.m. each night to allow time to close out the computer. We are closed on Sunday and Monday. This allows our staff to have two days off in a row.

We will continue to review our operations in an effort to provide good service and the most efficient Transfer Station possible. We are interested in your comments and recommendations and will attempt to incorporate them whenever possible.

Respectfully submitted,
RICHARD SPEAR
Transfer Station Agent

Nobleboro-Newcastle Fish Agent 2015

This past spring we harvested 770 bushels of alewives to sell for lobster bait and 12 bushels more for widow orders. We were able to harvest only 11 days this year, as the fish were slow in coming in, and we were dealing with low water levels. For reasons known only to themselves, the alewives arrived most days in small, separate schools instead of the large congested groups that lead to a good harvest. Thus, this pattern resulted in a successful run of fish up to the lake, while the harvesting was a little slow. We continued to sell any excess alewives to the South Bristol Coop because it worked out so well in 2014.

As usual there was lots to do in the harvesting area. We replaced the conveyor belt and worked out a new system to get water into the overhead pipe that transports the fish to the loading area. We also had a chute manufactured that was a great help in our effort to prevent the entrapment of runbacks. In the spring of 2016, we will begin the permitting required to replace the concrete walkway between the check office and the harvest area. In addition, we will patch the dippers and rebuild the conveyor box.

The success of the fish ladder hasn't changed the fact that there are still lots of annual chores to do before, during, and after the alewife run. In fact, something needs to get done there all year round. Deb Wilson, Kurt Omhe, and Leigh Morrill deserve our thanks for all they do, things would be very different at the fish stream without those three. Thanks also to the harvest crew, Jim Brinkler, Kurt Omhe, and JB Smith. Eben Wilson pitches in when he can, as do several of the other lobstermen that come to buy bait every year, something that we appreciate very much.

Respectfully submitted,
MARK C. BECKER, Fish Agent

Damariscotta River Association

Land Protection Stewardship Marine Conservation
Cultural Preservation Community Education Water Quality Monitoring

The Damariscotta River Association (DRA) has partnered with the Town of Newcastle and its citizens since 1973 to maintain a clean and healthy Damariscotta River, and to conserve local natural areas for public enjoyment and wildlife habitat.

DRA is proud to serve the citizens of Newcastle by providing:

- Lands and hiking trails maintained and open to school groups and the public at Dodge Point Public Reserve, Baker Forest and Marsh River Bog

- New bog bridges and other improvements to the River~Link trail system

- Free maps and trail guides (also available on-line)

- A conference room open for non-profit community meetings free of charge

- Community garden plots and field space for the Twin Villages Foodbank Farm

- A location for the Damariscotta Farmers' Market

- Community ice-skating rink, skates and warming hut at no charge

- Field trips, lectures, and educational programs open and affordable to local youth, schools, adults

- Water quality monitoring at 7 sites along the Damariscotta River

DRA is in the schools throughout the year with programs like DEEP (Damariscotta Estuarine Education Program).



Newcastle children were among those on board a working lobster boat at Camp Mummichog.

Additionally, our Frogs and Pollywogs program for preschoolers and after-school Junior Naturalists program engaged children in nature exploration. Camp Mummichog summer day camp offered eleven week-long sessions, with scholarship support available for all programs. These programs involved more than 1,500 participants from local communities in 2015.

Our headquarters at Great Salt Bay Farm on Belvedere Road provides hiking trails, a sledding hill, a welcome center, and an exhibit room. For a complete calendar of upcoming events and other information, please view our web site, or visit us at 110 Belvedere Road in Damariscotta.

As ever, we **thank you** – the Town of **Newcastle** and its citizens – for your help and support over the past year. With your continued support, we look forward to future successes in local conservation in 2016.

Respectfully submitted,
STEVEN B. HUFNAGEL
Executive Director

Lincoln County Television

Lincoln County Television (LCTV), established in 1991, is a non-profit organization that teaches video production, provides production equipment, and manages and distributes videos made and/or requested by individuals and organizations from supporting towns in Lincoln County, which currently include Alna, Bristol, Damariscotta, Edgecomb, Newcastle, Nobleboro and Waldoboro. LCTV programming can be seen on Time Warner Cable Channel 7, Tidewater IPTV Channel 7, and on the internet at www.lctv.org.

New Producers and Shows in 2015 (not inclusive): *Steve Raymond*, the Director of Home Care & Community Outreach for the Lincoln Home in Newcastle, [Spotlight for Seniors](#). Covering issues from Right to Die legislation to Elder Law to Yoga, Steve and his crew, including *Dan Bailey* as Technical Director, produced 11 shows in the LCTV studio.

James Blier of Waldoboro: [Heaven's Blend Concert](#), An Overview of the John Birch Society, [Vote No on Question 1 – Welfare for Politicians](#), and [Support Your Local Police and Keep Them Local](#). Jim also volunteers to tape Waldoboro government meetings and has helped crew [Spotlight on Seniors](#).

Tam Green of Wiscasset: [Young Composers Inspired by Nature](#) (DRA & Salt Bay Chamberfest). Tam also manned a camera for several [Annual Town Meetings](#), the [Pumpkinfest Parade](#) and the [Pumpkinfest Regatta](#).

Chris Kenoyer of Alna: producer of the [CLC YMCA Annual Meeting](#), [Downtown and Locally Owned Businesses Forum](#), and [Maine's Economy and Climate Change](#). Chris also created and produced a promo for [Hidden Valley Nature Center](#).

Students from Lincoln Academy's Digital Media Production class: several creative [student film shorts](#), highlights of the [Senior Trip to Costa Rica](#), the [Baccalaureate](#), music from the [Lincolnaires](#), a [Tour of the LA Campus](#), and the [Lincoln Academy Graduation](#).

Ongoing Local Programming: [Wuzzup News](#) (*Jack Peters* of Damariscotta); [Lincoln Academy Basketball](#); [Mexico!](#), Bristol

Consolidated School's Annual Diversity Show; Great Salt Bay's Winter Solstice Concert; Lincoln County Historical Society Lectures (*Jack Swanton* of Westport Island); Saint Patrick's Catholic Church Mass; Faith Baptist Church (Newcastle); Edgecomb Community Church, UCC; Healthy Kids' Parenting Series; government meetings from Bristol, Damariscotta, Newcastle and Waldoboro; Twin Villages Memorial Day Parade (*Art Mayers* of Newcastle); Pumpkinfest Pumpkins (*Art Mayers*); Pumpkinfest Parade (LCTV); Pumpkinfest Regatta Live! (LCTV). LCTV also provides a TV Bulletin Board for local non-profits to advertise their services and events.

New Developments: LCTV has been steadily adding to our online archive of locally produced shows by converting and uploading videos produced prior to late 2010, including Lincoln Academy Basketball tournament and championship games; Art Mayer's Lincoln County Oral History shows; and Wuzzup Classics.

LCTV was fortunate to have two summer interns, *Sammy Zaidi* and *Kyle Livingston*. Sammy helped develop our new website (coming online in 2016) and Kyle helped repair and update our computer hardware.

After retiring for the second and last (we hope!) time, *Dave Svens* moved back to Bristol (Chamberlain). Dave has an extensive background in television production and gives generously of his time and talent to LCTV, local producers and the Town of Bristol. Dave produced a video of the Seacoast Community Orchestra concert held at the Lincoln Theater with the help of camera crew *Tam Green* and *Athena Taylor*.

LCTV purchased three High Definition cameras. At the current time, Time Warner Cable TV and Tidewater IPTV only send out our video in Standard Definition, but LCTV does upload the High Definition version to LCTV's Video on Demand webpage: www.lctv.org/vod.html.

LCTV would like to take this opportunity to thank the towns and business sponsors (*First Federal Savings, Hagar Enterprises, and Mid-Coast Energy Systems*) for their continued financial support.

"Video by the people, for the people" -please consider becoming a LCTV volunteer, producer or sponsor in 2016!

Midcoast Conservancy

Midcoast Conservancy is a land trust formed from the merger of: Damariscotta Lake Watershed Association (DLWA), Hidden Valley Nature Center, Sheepscot Valley Conservation Association, and Sheepscot Wellspring Land Alliance. We are continuing the good work of those organizations and building on their strong community ties. Our mission is to support and promote healthy lands, waters, wildlife, and people in the Midcoast through conservation, education, and recreation. Serving much of Waldo and Lincoln County, Midcoast Conservancy cares for Damariscotta Lake and provides over 60 miles of publicly accessible trails, more than 75 annual programs designed to help people of all ages deepen their curiosity of the natural world, and 6300 acres of conserved land open to the public for non-motorized recreation.

In 2015, Midcoast Conservancy cared for Damariscotta Lake and its surroundings by:

- Continuing to reduce invasive plant Hydrilla (the most aggressive in North America) populations in Davis Stream and Cranberry Cove, both in Jefferson. In 2015, no Hydrilla was found in weekly surveys at Davis Stream; only 20 plants were found and removed during surveys at Cranberry Cove. DLWA staff and trained volunteers conducted surveys for all invasive plants on over 50% of Damariscotta Lake's shoreline. We will continue being a leader in the fight against invasive plants in 2016.

- Conducting regular testing of Damariscotta Lake water quality.

Dissolved oxygen and clarity tests indicate water quality is "stable." However, annual testing of harmful phosphorus shows the lake is at risk of algae blooms, especially in the South Arm. High levels of fecal coliform were also identified at the Damariscotta Mills



swimming area on the Nobleboro/Newcastle town line. In 2016, we plan to add testing for fecal coliform/E-coli in select public swimming areas to protect human health and safety.

- Sheepscot Valley Conservation Association continued our 22-year water quality monitoring program sampling the Sheepscot River and tributaries in Newcastle. We also continued a partnership with the Maine Coastal Observing Alliance, collecting water quality data in the Sheepscot River Estuary.

We are excited to continue to work with you to protect the land and water in Newcastle, and to provide opportunities for everyone to get outside to enjoy the beautiful place we call home. Midcoast Conservancy is looking to sustain and deepen connections with all the communities we serve. We invite you to volunteer or attend an event; learn more at www.midcoastconservancy.org. Please be in touch or stop by our new office at 36 Water St. in Wiscasset with any questions you may have. The Damariscotta Lake office will also remain open in summer.

Respectfully submitted,
JODY JONES, Executive Director